

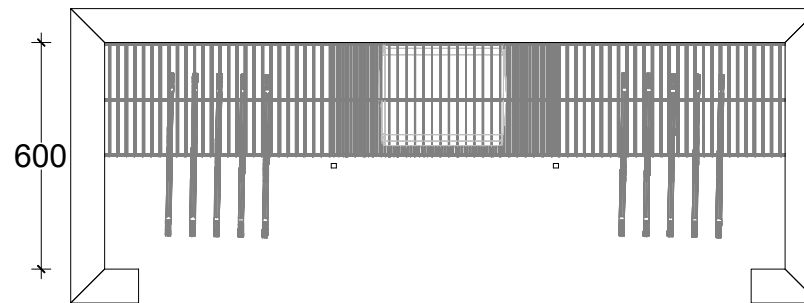
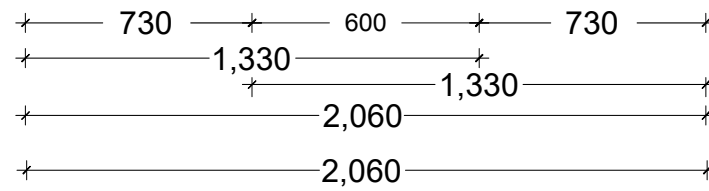
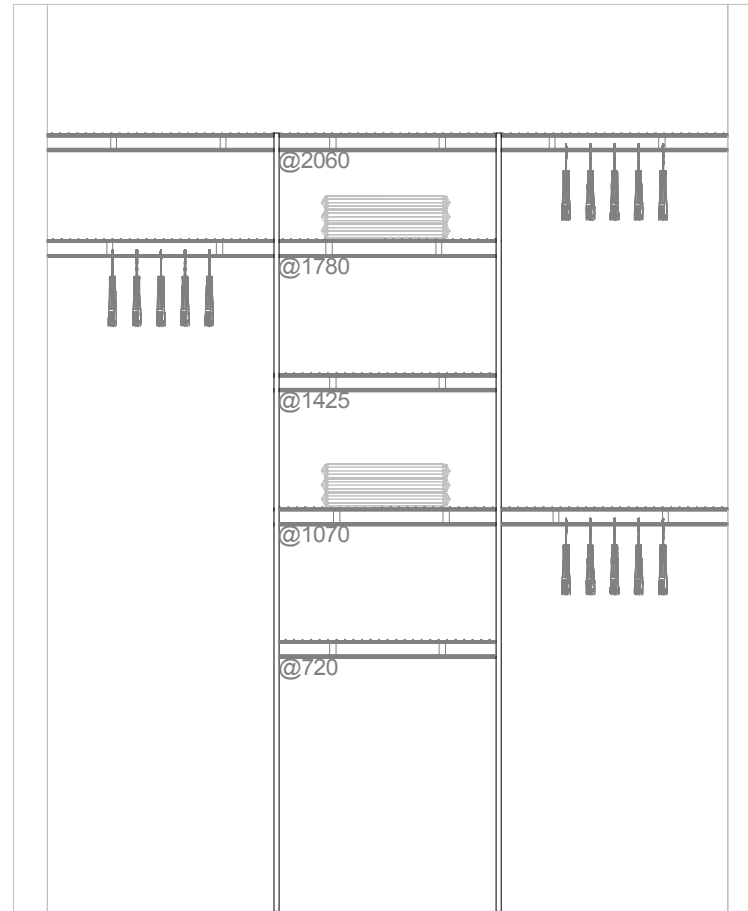


SPECIFICATIONS

Estimate #: 1736
Job Name: Mary Street Development, Building 2



Unit 4, Bedroom 1 Ventilated



Designer Homeware (NZ) Ltd
0508 2 ORGANISE (67426)
www.designerhomeware.co.nz

Job number: 35523
Builder: Iconic Construction
Owner/Client: Building 2
Address: Mary Street
City: Hamilton
Quote number: 131851

Type: 300S&R

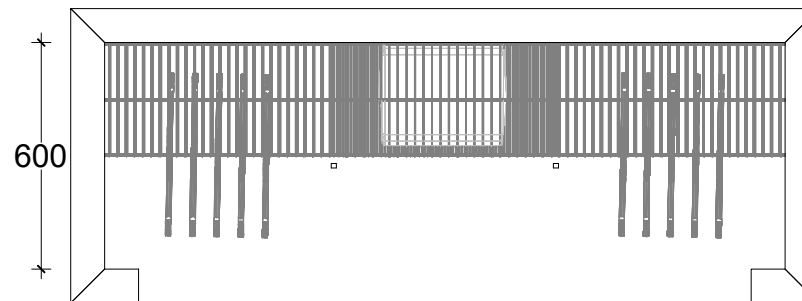

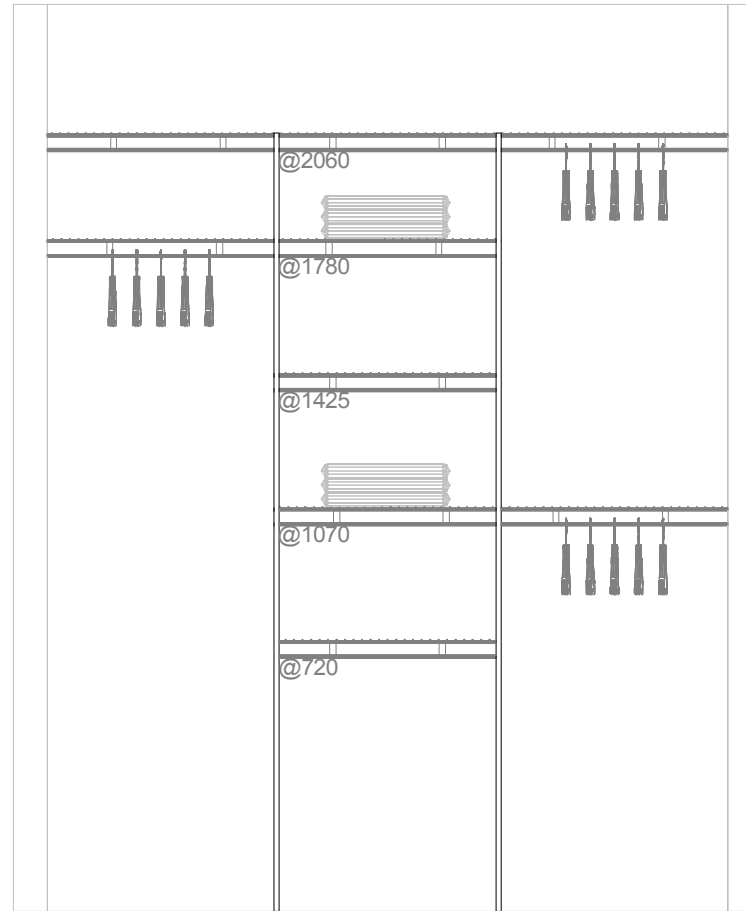
All dimensions & size designations are subject to site verification and adjustment to fit job conditions. This is an original design and must not be released or copied unless an application fee has been paid or a job order placed.

5.92 Metres 2 Pole

Plans and Specifications Approved:

Date:

Unit 4, Bedroom 2 Ventilated



Designer Homeware (NZ) Ltd
0508 2 ORGANISE (67426)
www.designerhomeware.co.nz

Job number: 35523
Builder: Iconic Construction
Owner/Client: Building 2
Address: Mary Street
City: Hamilton
Quote number: 131851

Type: 300S&R

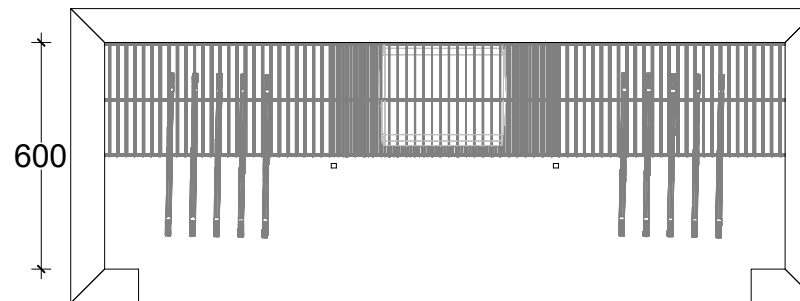
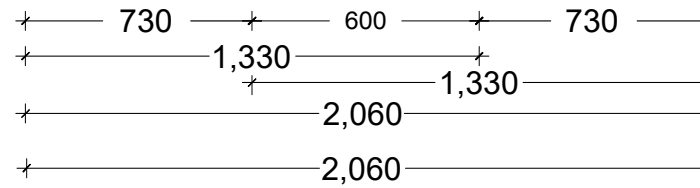
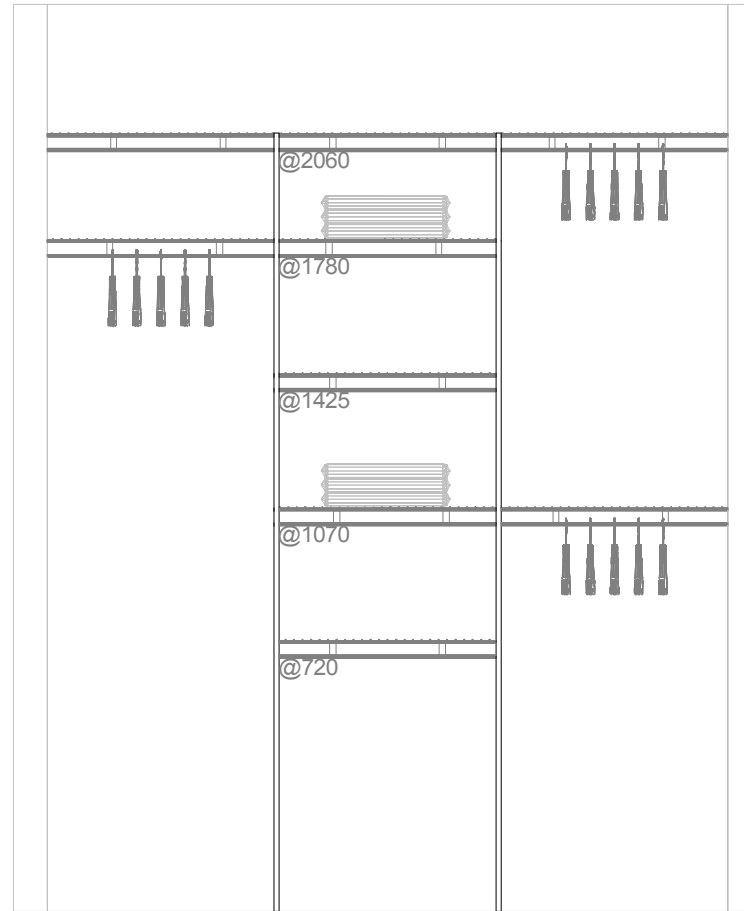
All dimensions & size designations are subject to site verification and adjustment to fit job conditions. This is an original design and must not be released or copied unless an application fee has been paid or a job order placed.

5.40 Metres 2 Pole

Plans and Specifications Approved:

Date:

Unit 5, Bedroom 1 Ventilated



Designer Homeware (NZ) Ltd
0508 2 ORGANISE (67426)
www.designerhomeware.co.nz

Job number: 35523
Builder: Iconic Construction
Owner/Client: Building 2
Address: Mary Street
City: Hamilton
Quote number: 131851

Type: 300S&R

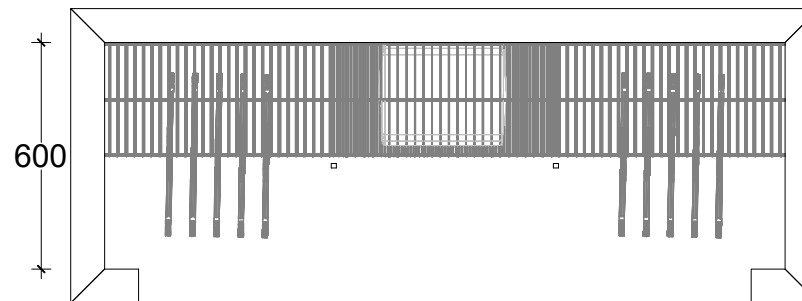

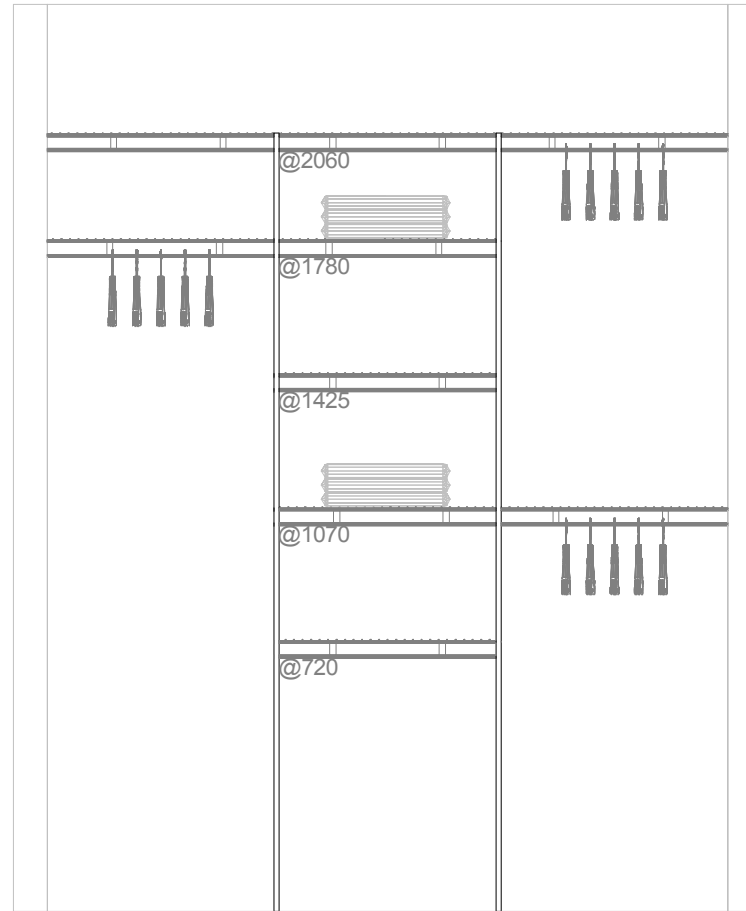
All dimensions & size designations are subject to site verification and adjustment to fit job conditions. This is an original design and must not be released or copied unless an application fee has been paid or a job order placed.

5.92 Metres 2 Pole

Plans and Specifications Approved:

Date:

Unit 5, Bedroom 2 Ventilated



Designer Homeware (NZ) Ltd
0508 2 ORGANISE (67426)
www.designerhomeware.co.nz

Job number: 35523
Builder: Iconic Construction
Owner/Client: Building 2
Address: Mary Street
City: Hamilton
Quote number: 131851

Type: 300S&R

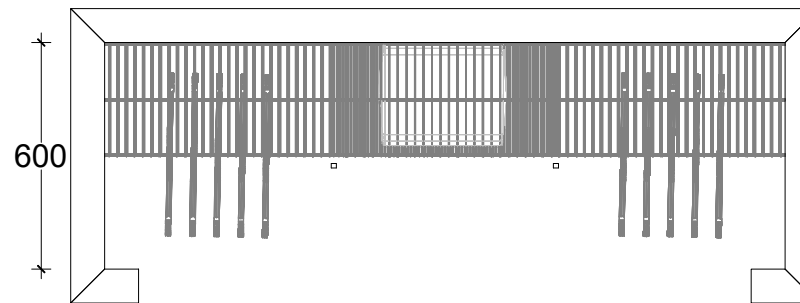
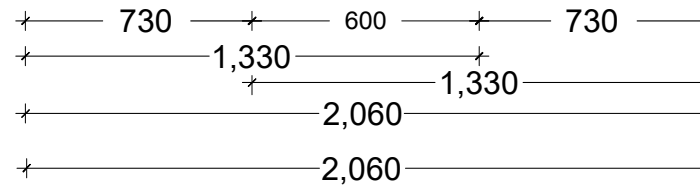
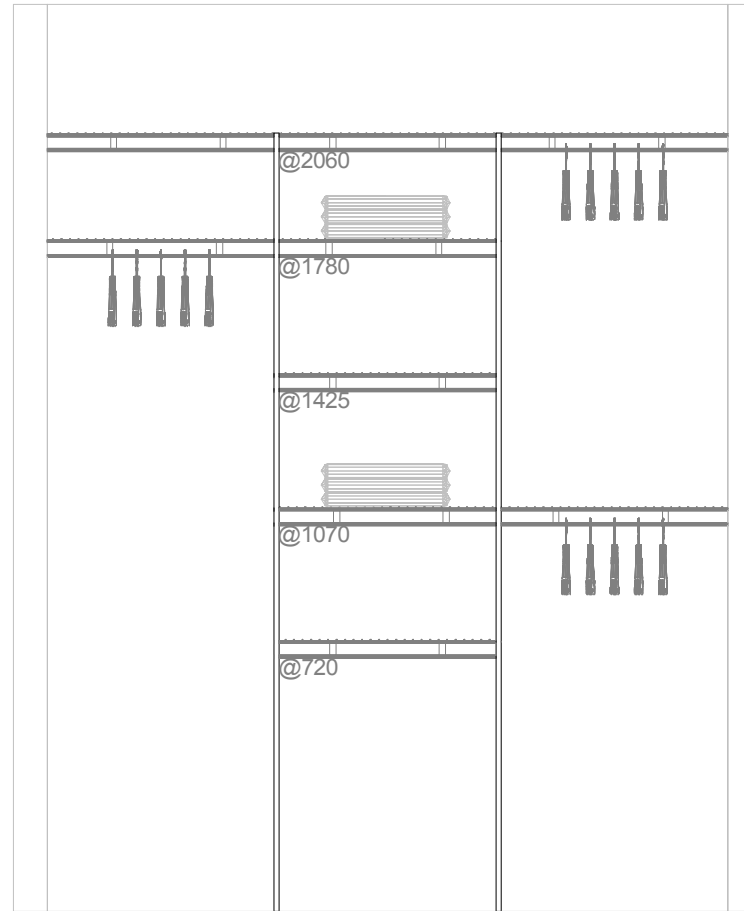
All dimensions & size designations are subject to site verification and adjustment to fit job conditions. This is an original design and must not be released or copied unless an application fee has been paid or a job order placed.

5.40 Metres 2 Pole

Plans and Specifications Approved:

Date:

Unit 6, Bedroom 1 Ventilated



Designer Homeware (NZ) Ltd
0508 2 ORGANISE (67426)
www.designerhomeware.co.nz

Job number: 35523
Builder: Iconic Construction
Owner/Client: Building 2
Address: Mary Street
City: Hamilton
Quote number: 131851

Type: 300S&R

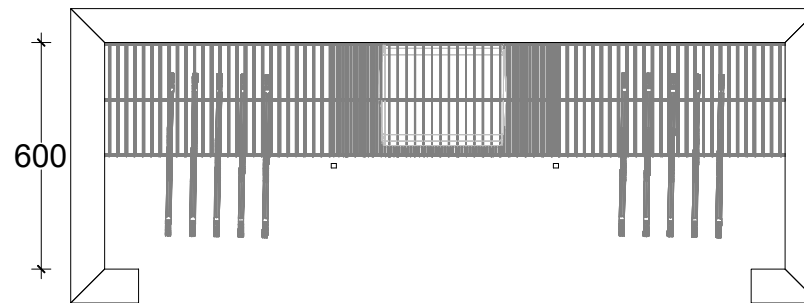

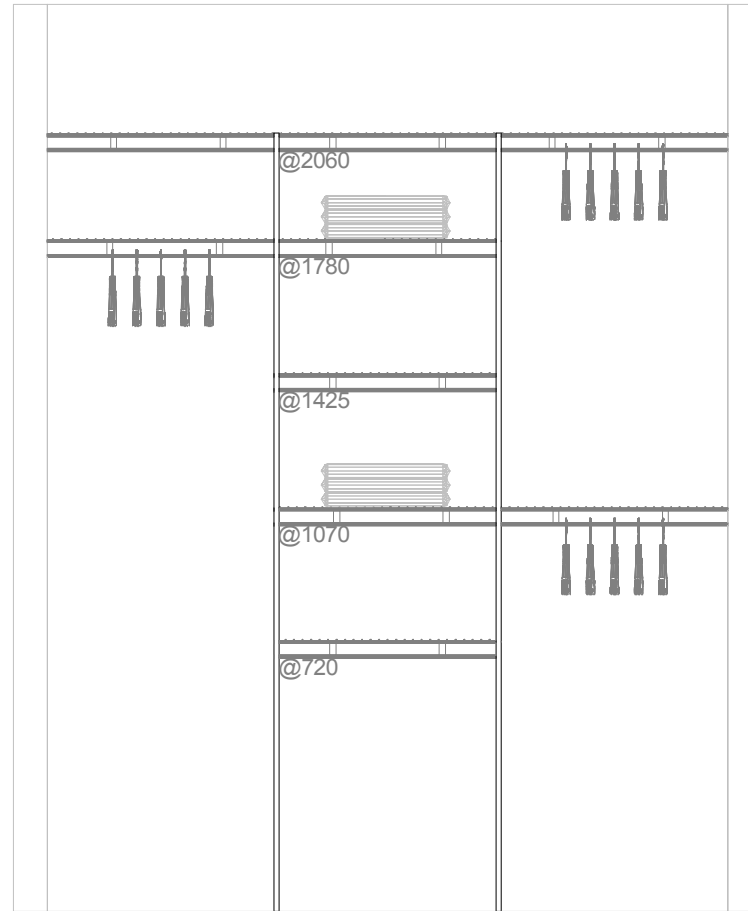
All dimensions & size designations are subject to site verification and adjustment to fit job conditions. This is an original design and must not be released or copied unless an application fee has been paid or a job order placed.

5.92 Metres 2 Pole

Plans and Specifications Approved:

Date:

Unit 6, Bedroom 2 Ventilated



Designer Homeware (NZ) Ltd
0508 2 ORGANISE (67426)
www.designerhomeware.co.nz

Job number: 35523
Builder: Iconic Construction
Owner/Client: Building 2
Address: Mary Street
City: Hamilton
Quote number: 131851

Type: 300S&R

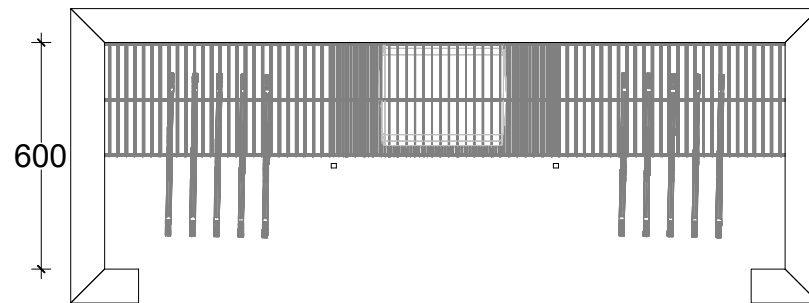
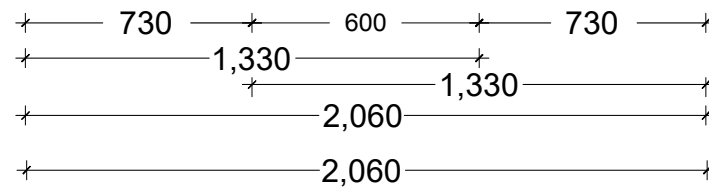
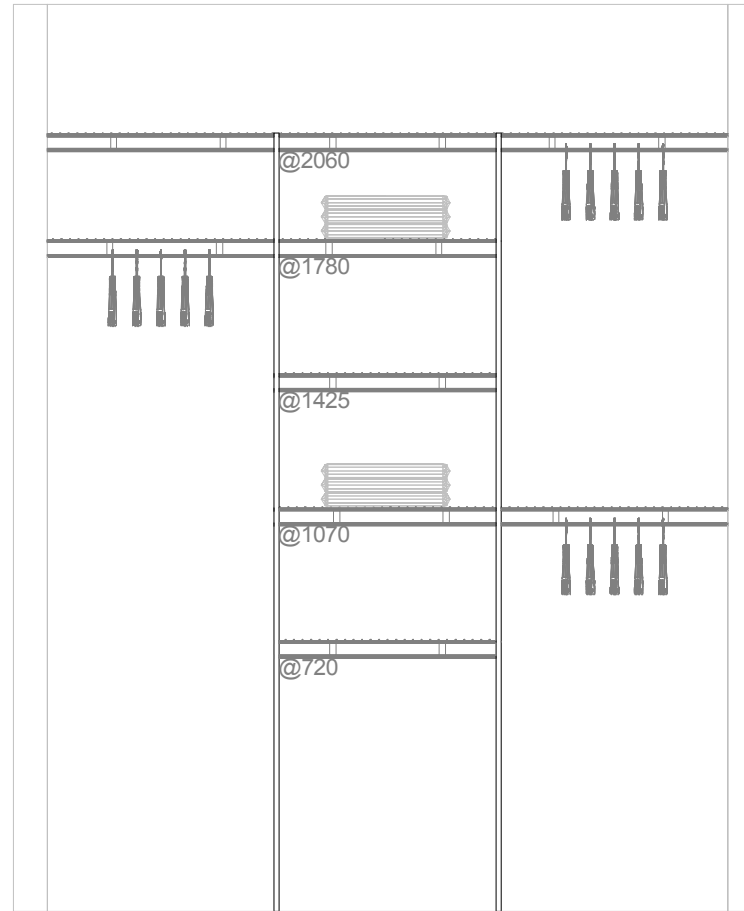
All dimensions & size designations are subject to site verification and adjustment to fit job conditions. This is an original design and must not be released or copied unless an application fee has been paid or a job order placed.

5.40 Metres 2 Pole

Plans and Specifications Approved:

Date:

Unit 7, Bedroom 1 Ventilated



Designer Homeware (NZ) Ltd
0508 2 ORGANISE (67426)
www.designerhomeware.co.nz

Job number: 35523
Builder: Iconic Construction
Owner/Client: Building 2
Address: Mary Street
City: Hamilton
Quote number: 131851

Type: 300S&R

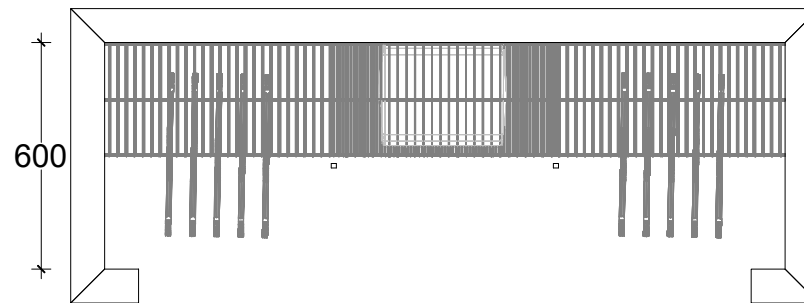

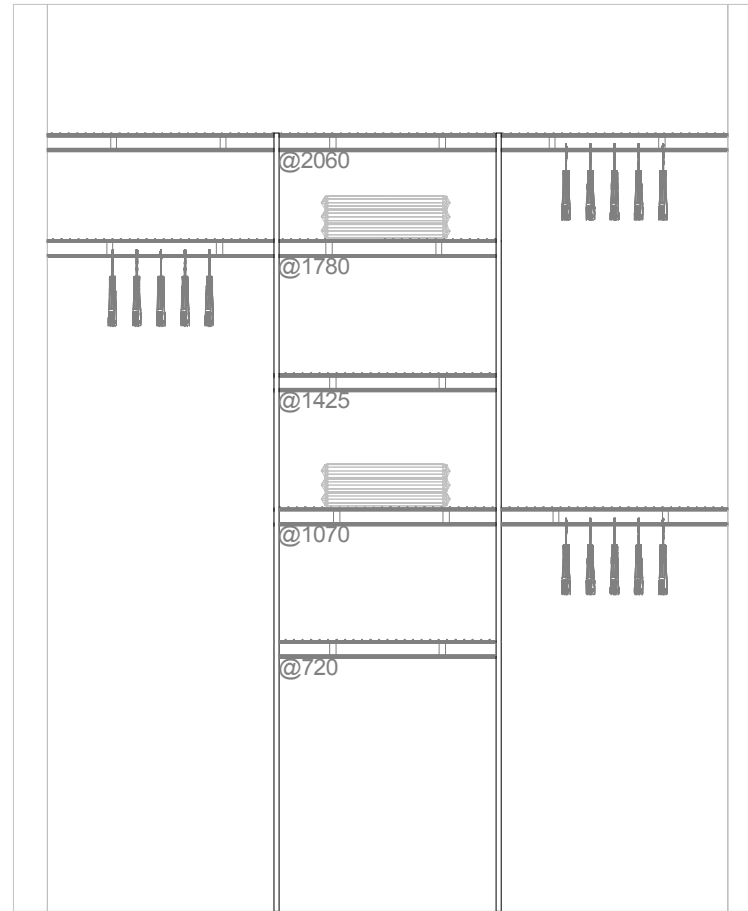
All dimensions & size designations are subject to site verification and adjustment to fit job conditions. This is an original design and must not be released or copied unless an application fee has been paid or a job order placed.

5.92 Metres 2 Pole

Plans and Specifications Approved:

.....
Date:

Unit 7, Bedroom 2 Ventilated



Designer Homeware (NZ) Ltd
0508 2 ORGANISE (67426)
www.designerhomeware.co.nz

Job number: 35523
Builder: Iconic Construction
Owner/Client: Building 2
Address: Mary Street
City: Hamilton
Quote number: 131851

Type: 300S&R

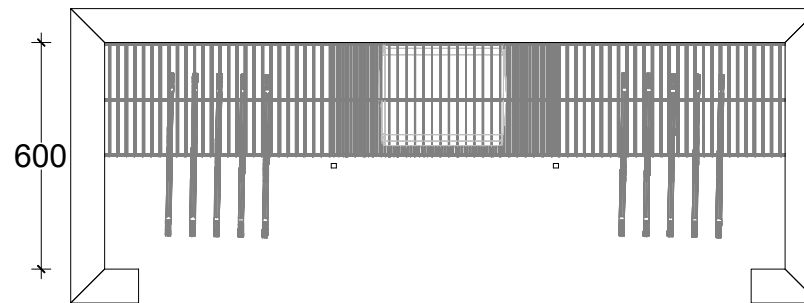
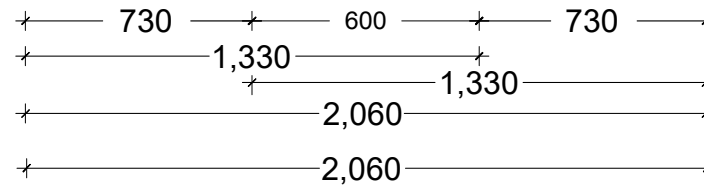
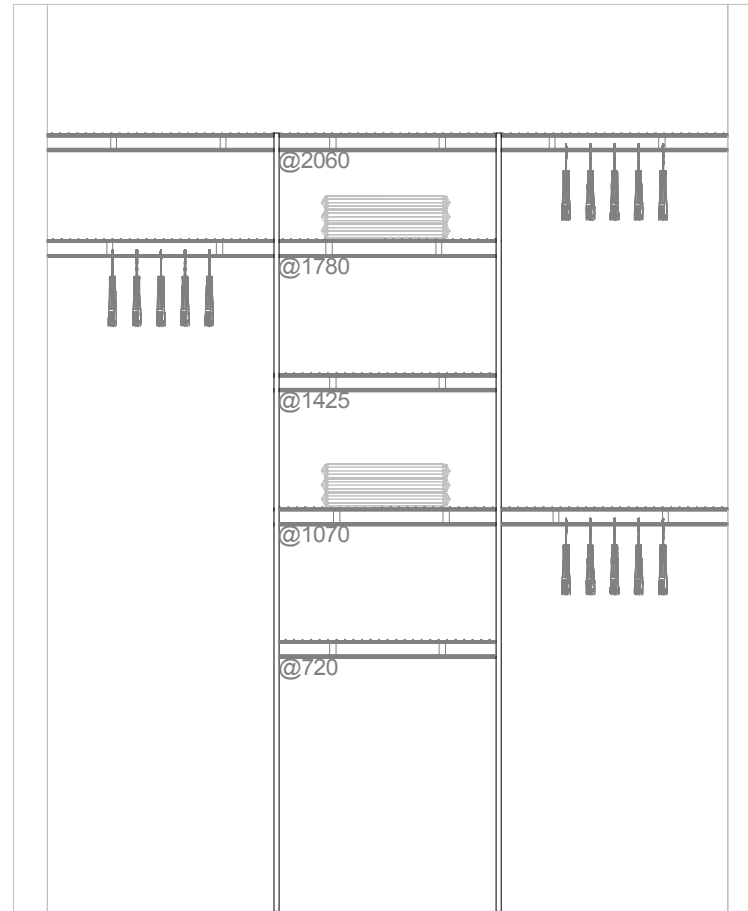
All dimensions & size designations are subject to site verification and adjustment to fit job conditions. This is an original design and must not be released or copied unless an application fee has been paid or a job order placed.

5.40 Metres 2 Pole

Plans and Specifications Approved:

Date:

Unit 8, Bedroom 1 Ventilated



Designer Homeware (NZ) Ltd
0508 2 ORGANISE (67426)
www.designerhomeware.co.nz

Job number: 35523
Builder: Iconic Construction
Owner/Client: Building 2
Address: Mary Street
City: Hamilton
Quote number: 131851

Type: 300S&R

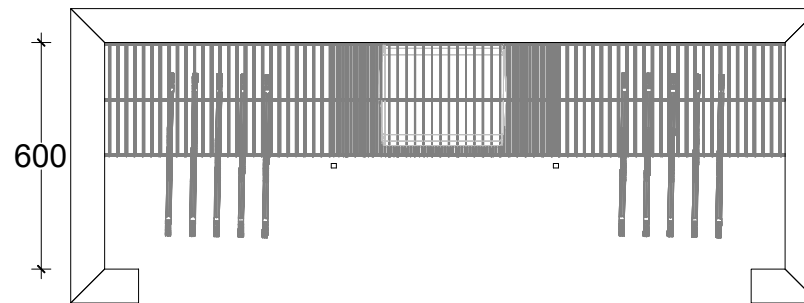

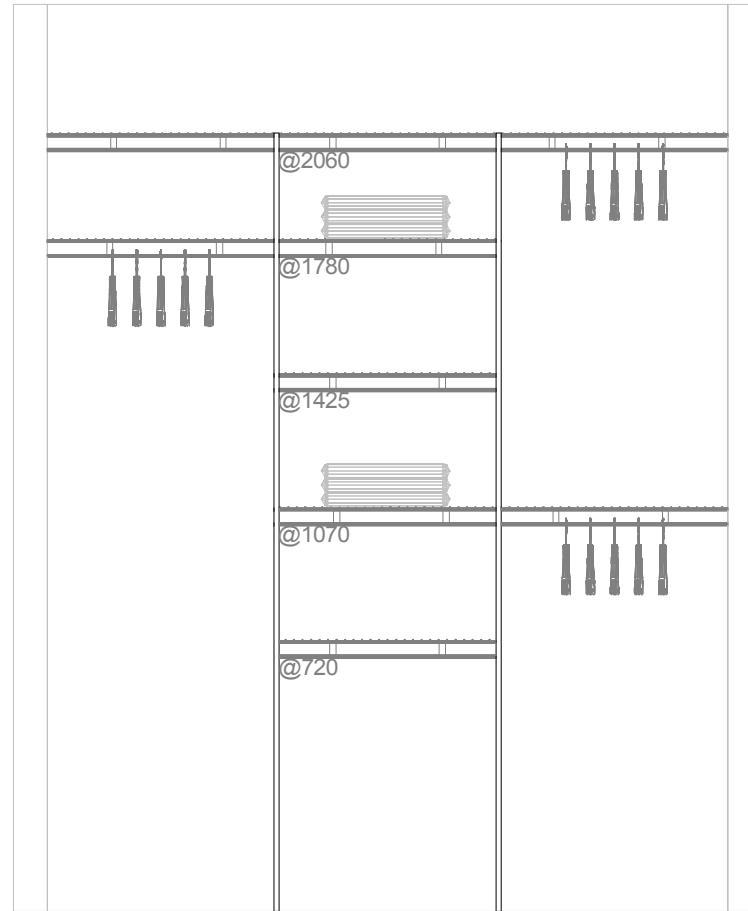
All dimensions & size designations are subject to site verification and adjustment to fit job conditions. This is an original design and must not be released or copied unless an application fee has been paid or a job order placed.

5.92 Metres 2 Pole

Plans and Specifications Approved:

Date:

Unit 8, Bedroom 2 Ventilated



Designer Homeware (NZ) Ltd
0508 2 ORGANISE (67426)
www.designerhomeware.co.nz

Job number: 35523
Builder: Iconic Construction
Owner/Client: Building 2
Address: Mary Street
City: Hamilton
Quote number: 131851

Type: 300S&R

All dimensions & size designations are subject to site verification and adjustment to fit job conditions. This is an original design and must not be released or copied unless an application fee has been paid or a job order placed.

5.40 Metres 2 Pole

Plans and Specifications Approved:

Date:

DWA6314X2

Dishwashers, Universale, Free-standing, 60 cm, Number of place settings: 14, Silver



TYPE

Product Family: Dishwashers • Commercial height: 85 cm • Number of place settings: 14 • Installation: Free-standing • Commercial width: 60 cm • EAN code: 8017709278847

AESTHETICS

Color: Silver • Finishing: Fingerproof • Aesthetics: Universale • Front panel colour: Silver (oropal grey) • Door type: Without frame • Door colour: Finger friendly stainless steel • Sides colour: Silver (oropal grey) • Top colour: Silver (oropal grey) • Plinth colour: Silver (oropal grey) • LED/display colour: White • Buttons colour: Silver (oropal grey)

PROGRAMS / FUNCTIONS

N. of programmes: 5+5 quick programmes • Soak: Yes • Rapid 27': Yes • ECO: Yes • Ultraclean: Yes • ECO Quick: Yes • Delicate and Quick: Yes • Daily Quick: Yes • Strong and fast: Yes • Intensive 65°: Yes • Normal ECO: Yes • Washing temperatures: 38, 45, 50, 65, 70 °C

OPTIONS

Delay timer option: 3-6-9-12 hours • 1/2 load FlexiZone option: Yes • Options for tabs FlexiTabs: Yes • Quick Time option: Yes

BASKETS

N° baskets: 3, Flexi • Basket colour: Grey • Basket components colour: Grey • Handle: In plastic with stainless steel insert on upper and lower basket • Upper Basket: With central fixed racks • Height adjustment of the upper basket: On three levels • Lower Basket: With 4 foldable racks • Largest loadable dish in upper basket: 19,0 cm • Lower basket with anti-drip inserts: Yes • Largest loadable dish in lower basket: 30,0 cm • Cutlery basket: 13 place settings sliding • Colour Inner Components: Blue

TECHNICAL FEATURES

Controls: Electronic • Display: Delayed start • On/off indicator: Yes • Rinse aid indicator: Light • Progress indicator: Yes • End of cycle indicator: On display, with acoustic signal • Washing system: Orbital • Drying system: Natural condenser drying • Motor: Single phase • Third spray arm: Single • Flood protection system: Total Acquastop • Water supply: Single; cold/hot water max. 60°C - energysave with hot water up to 35% • Max water hardness: 100°FH;58°dH • Child safety system (door lock): Yes • Tub material: Stainless steel • Filter: Stainless steel • Concealed heating element: Yes • Hinges: Self balancing with fixed hinges • Adjustable feet: Just for levelling

PERFORMANCE / ENERGY LABEL

Noise level: 47 dB(A) re 1pW • Water consumption per cycle (l/cycle): 9.6 l • Annual energy consumption: 243 kWh/a • Reference programme: Normal ECO • Total cycle time of reference programme (min): 140 min • Duration of the stand by on mode (min): 5 min • Energy Label ex EU: Energy rating: 3,5 stars - Water rating: 5,5 stars

ELECTRICAL CONNECTION

Connected power: 1800 W • Voltage: 220-240 V • Type of connection: Single-phase • Frequency (Hz): 50 Hz • Power supply cable length: 140 cm

FEATURES ATTRIBUTES

Noise level: 45 - 47 dB(A)

ALSO AVAILABLE

LOGISTIC INFORMATION


Dimensions of the product HxWxD (mm): 848x598x600 • Net weight (kg): 55.000 kg

SE364TD

60cm Touch Control Ceramic
Hob with Straight Edge Glass

EAN13: 8017709234720

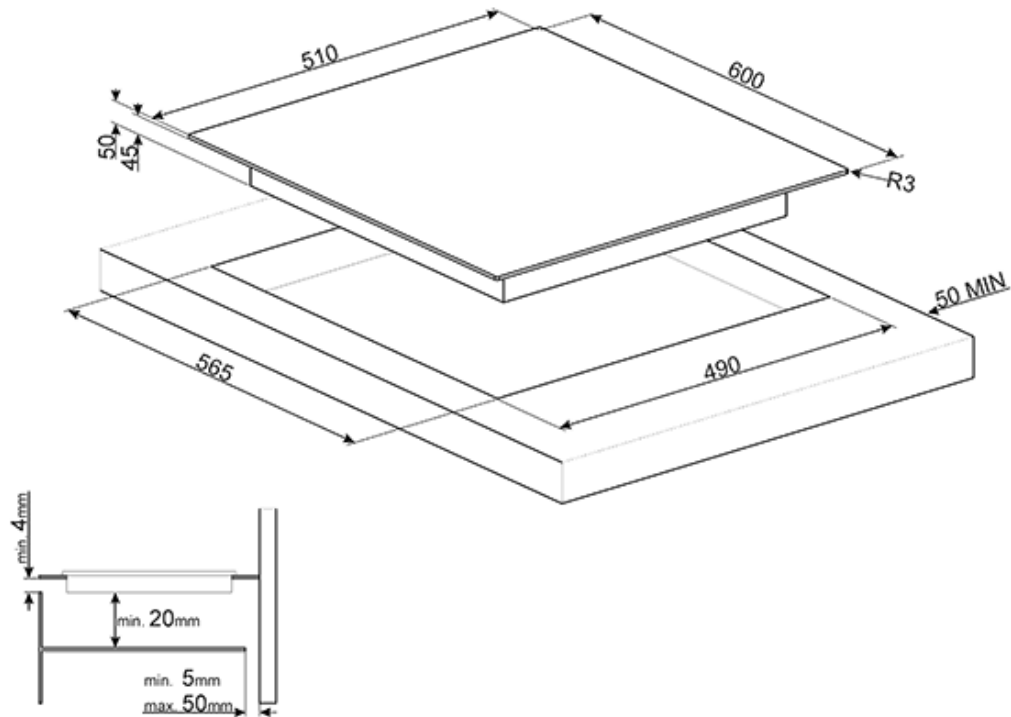
- 4 "High-light" radiant cooking zones
- Rear Left: Ø 148mm, 1.20 kW
- Front Left : Ø 184mm, 1.80 kW
- Rear Right : Ø 184mm, 1.80 kW
- Front Right : Ø 148mm, 1.20 kW
- Black ceramic glass
- 9 power levels
- End of cooking acoustic alarm
- Quick start
- Keep warm automatic function
- Residual heat indicators
- Ecologic – Energy saving option
- Child safety lock
- Automatic safety cut-out
- Nominal power: 6.00 kW





SE364TD

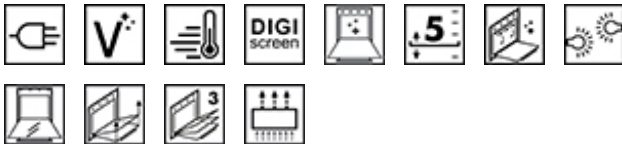
ceramic hob
60 cm
black
touch control



Smeg (UK) Ltd
The Magna Building, Wyndyke Furlong, Abingdon
OX14 1DZ
Tel. +44 (0)844 557 9907
Fax +44 (0)844 557 9337

SFA6500TVX

Oven, Classic, 60cm, Thermoseal, Stainless steel, Vapour Clean



TYPE

Product Family: Oven • Category: 60cm • Cooking Method: Thermoseal • Power supply: Electric • EAN code: 8017709286361 •
Cleaning system: Vapour Clean

AESTHETICS

Colour: Stainless steel • Finishing: Fingerproof • Aesthetic: Classic • Material: Stainless steel • Type of steel: Brushed • Glass
Type: Eclipse • Door: With 1 horizontal strip • Handle: Classic • Handle Colour: Inox

PROGRAMS / FUNCTIONS

No. of cooking functions: 8 • Traditional cooking functions: Static, Fan assisted, Circulaire, Turbo, Eco, Large grill, Fan grill (large),
Base • Other functions: Defrost • Cleaning functions: Vapour Clean

CONTROLS

Display: Yes • Control setting: Knobs & buttons • No. of controls: 2 • Control knobs: Classic

OPTIONS

Time-setting options: Delay start and automatic end cooking • Minute minder: Yes • Timer: 1 • Rapid pre-heating: Yes

TECHNICAL FEATURES

Display name: DigiScreen • Display technology: LED • Temperature control: Electro-mechanical • Minimum Temperature: 50 °C • Maximum temperature: 250 °C • Cavity material: Ever clean Enamel • No. of shelves: 5 • Shelves type: Metal racks • Tilting grill: Yes • N. of fans: 1 • No. of lights: 1 • User-replaceable light: Yes • Light type: Halogen • Light Power: 40 W • Light when door is opened: Yes • Door opening type: Standard opening • Door: Temperate door • Removable door: Yes • Full glass inner door: Yes • Removable inner door: Yes • Total no. of door glasses: 3 • Safety Thermostat: Yes • Cooling system: Tangential • Heating suspended when door is opened: Yes • Lower heating element power: 1200 W • Upper heating element - Power: 1000 W • Grill element - power: 1700 W • Large grill - Power: 2700 W • Circular heating element - Power: 2000 W

PERFORMANCE / ENERGY LABEL

ELECTRICAL CONNECTION

Voltage: 220-240 V • Nominal power: 3000 W • Frequency (Hz): 50/60 Hz • Power supply cable length: 115 cm

LOGISTIC INFORMATION

Dimensions of the product (mm): 592x597x548 • Net weight (kg): 35.100 kg

ACCESSORIES INCLUDED

Rack with back and side stop: 1 Enamelled tray (20mm): 1 Enamelled deep tray (40mm): 1 Insert grid: 1

OPTIONAL

PPR2: Pizza stone

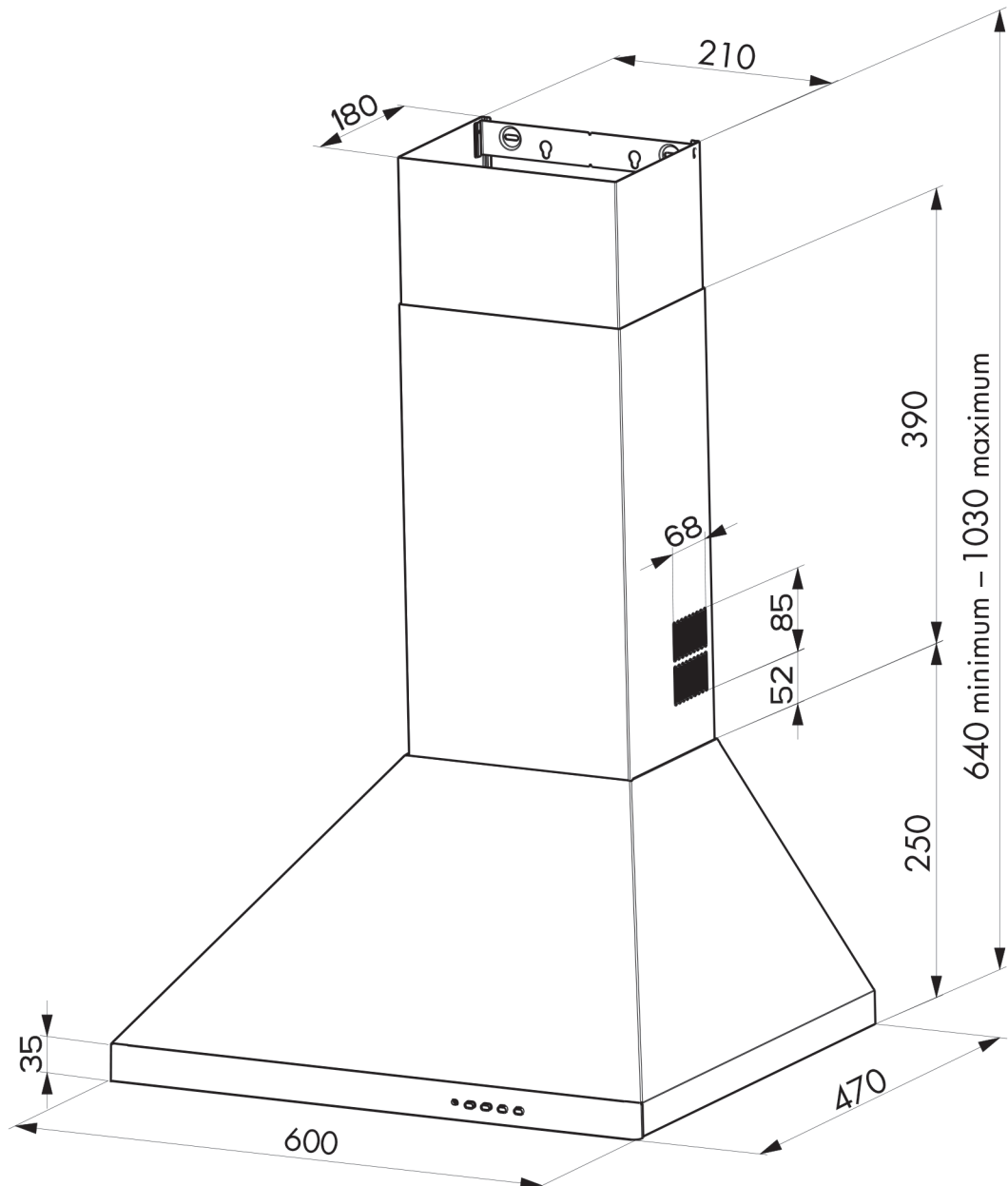
SHW610X1 60CM WALLMOUNT CANOPY RANGEHOOD



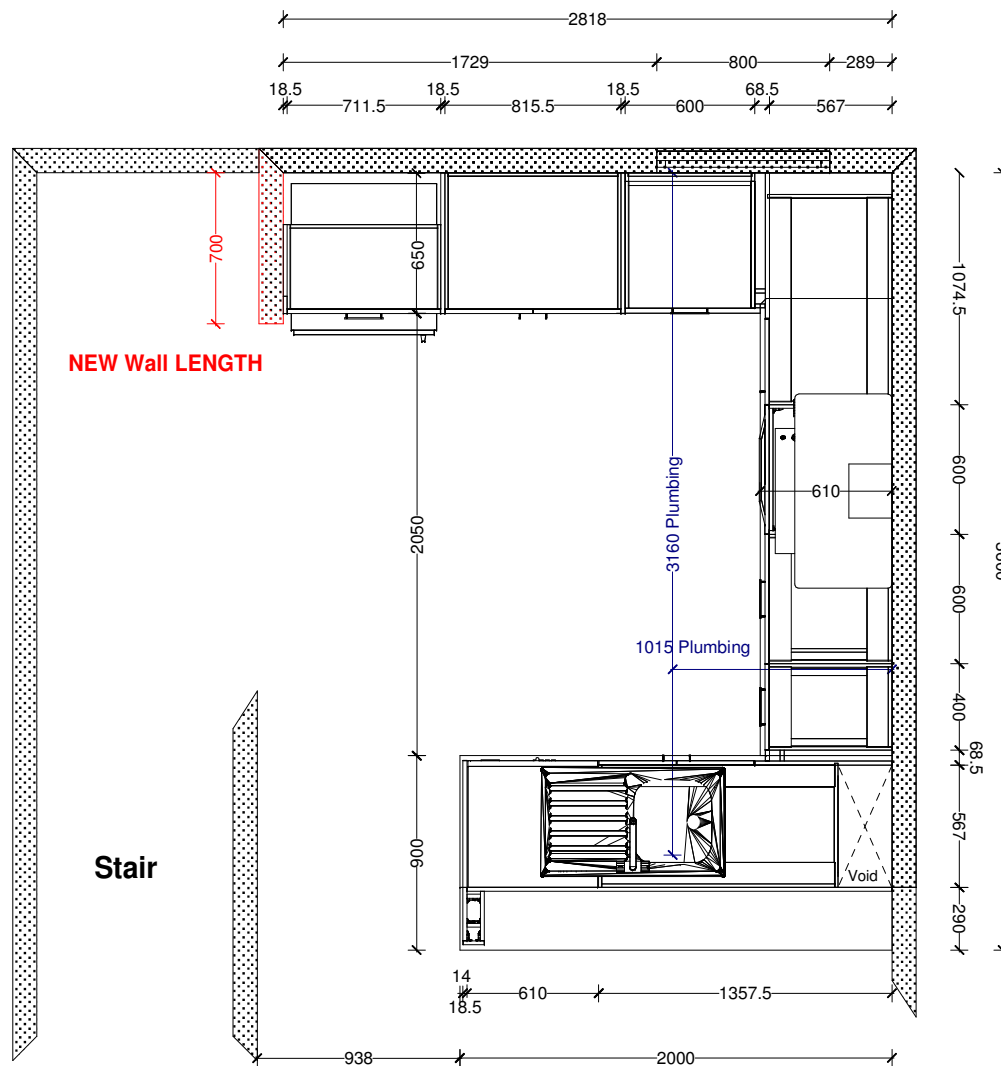
EAN 9345025001740

Finish	Stainless steel
Dimensions	600mmW x 640–1030mm H x 470mmD
Installation	Wallmount
Motor	1 x 250W
Max Airflow	920m ³ /hr (IEC 61591)
Noise rating	52–71 dBA (IEC 60704-3)
Illumination	2 x 2W LED
Speeds	four
Supplied Accessories	3 x stainless steel grease filters
Optional Accessories	Charcoal filter part #112.0157.240
Ducting Options	Duct to atmosphere / recirculate – 150mm diameter ducting required
Power	220–240V, 50Hz 10A (3-pin plug)
Warranty	Two years parts and labour

SHW610X1
60CM WALLMOUNT CANOPY RANGEHOOD

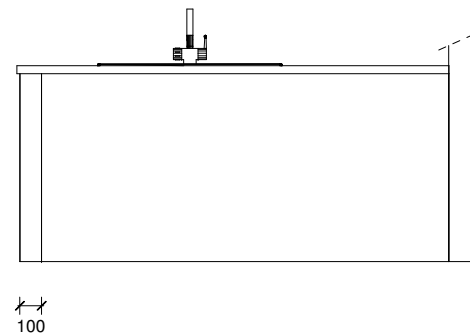
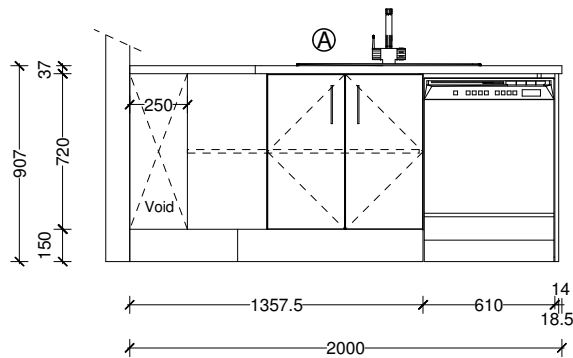
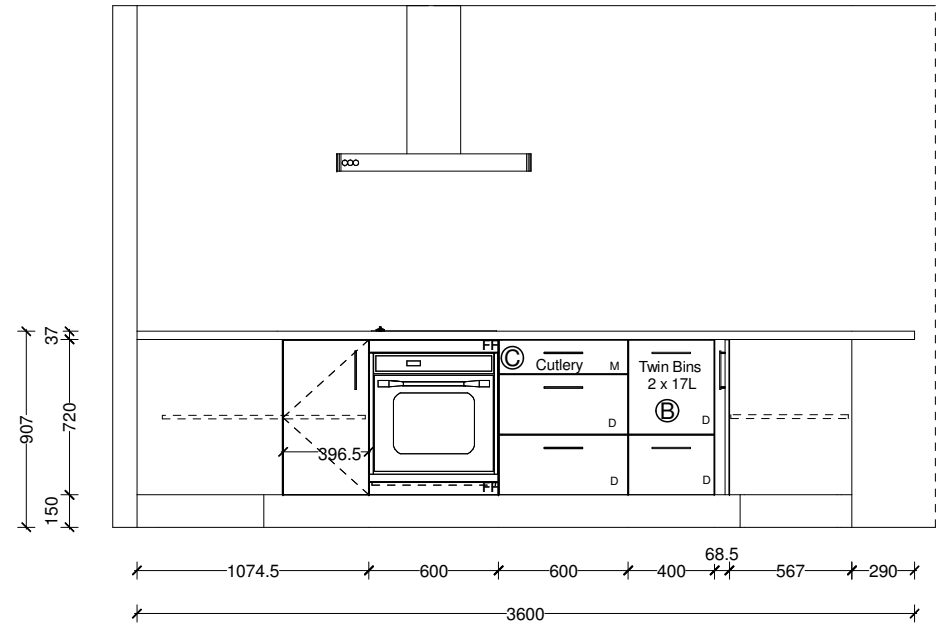
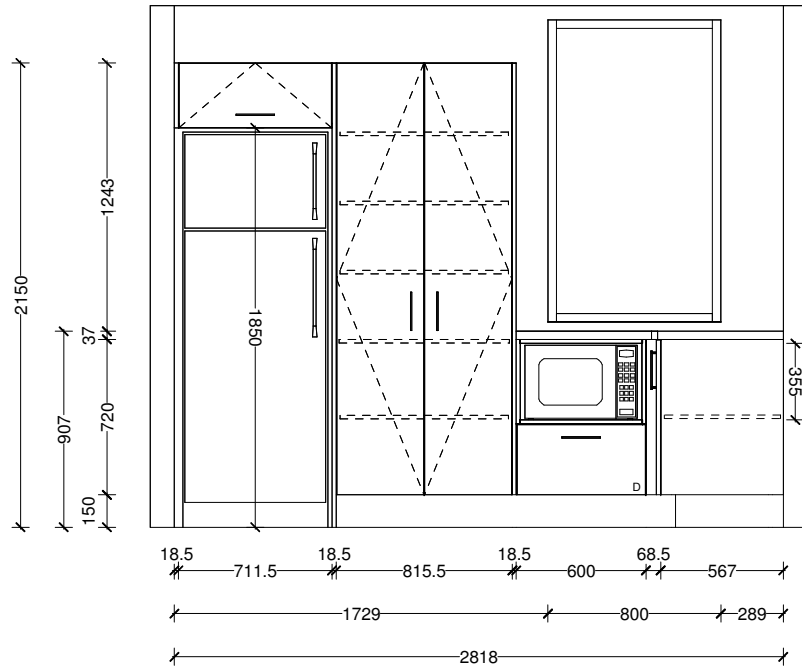


PLEASE NOTE: drawings are not to scale. They are to assist only.
WARNING: technical specifications and product sizes can be varied by the manufacturer without notice.
Cutouts for appliances should only be by physical product measurements. The above information is indicative only.



All dimensions are subject to verification onsite and adjustments of up to 100mm will be made to fit the job site at the discretion of Hostess Joinery Limited. Changes of more than 100mm on any wall will require further consultation. All appliances, rangehoods, sinks, bowls, tapware, bins, and splashbacks shown on any plan, elevation, or 3D drawing are for display purposes only. None of these items will be supplied by Hostess Joinery Limited unless specified in the quote. This page is not part of the quote.

  <p>www.hostess.co.nz</p>	<p>Job No: 23344 Version: 1 Date: 02/03/2022 Not to scale</p>	<p>Iconic Construction Ltd Unit 4, Mary Street Hamilton Concept</p>	<p>Signed: _____ Date: _____</p>	<p>Designer: Jessie Drawn: SS Sheet 1 of 5</p>	<p>© Hostess Joinery Limited All drawings are Copyright and remain the property of Hostess Joinery Limited. All colours and textures in 3D renders are representative only and may not be accurate.</p>
---	---	---	--------------------------------------	--	---



Tandembox Drawer Box Heights
 M =86mm B =137mm D =201mm

All dimensions are subject to verification onsite and adjustments of up to 100mm will be made to fit the job site at the discretion of Hostess Joinery Limited. Changes of more than 100mm on any wall will require further consultation. All appliances, rangehoods, sinks, bowls, tapware, bins, and splashbacks shown on any plan, elevation, or 3D drawing are for display purposes only. None of these items will be supplied by Hostess Joinery Limited unless specified in the quote. This page is not part of the quote.

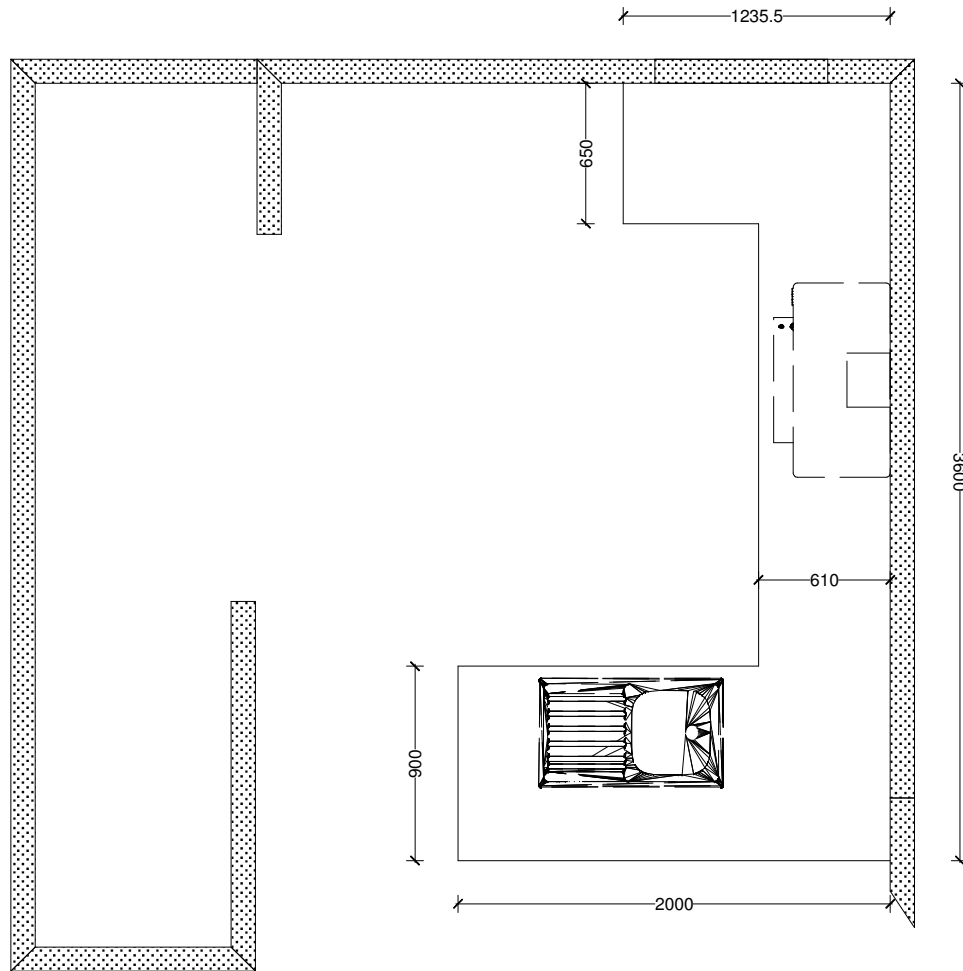
  <p>www.hostess.co.nz</p>	<p>Job No: 23344 Version: 1 Date: 02/03/2022 Not to scale</p>	<p>Iconic Construction Ltd Unit 4, Mary Street Hamilton Concept</p>	<p>Signed: _____ Date: _____</p>	<p>Designer: Jessie Drawn: SS Sheet 2 of 5</p>	<p>© Hostess Joinery Limited All drawings are Copyright and remain the property of Hostess Joinery Limited. All colours and textures in 3D renders are representative only and may not be accurate.</p>
---	--	--	---	--	--



All dimensions are subject to verification onsite and adjustments of up to 100mm will be made to fit the job site at the discretion of Hostess Joinery Limited. Changes of more than 100mm on any wall will require further consultation. All appliances, rangehoods, sinks, bowls, tapware, bins, and splashbacks shown on any plan, elevation, or 3D drawing are for display purposes only. None of these items will be supplied by Hostess Joinery Limited unless specified in the quote. This page is not part of the quote.

  <p>www.hostess.co.nz</p>	<p>Job No: 23344 Version: 1 Date: 02/03/2022 Not to scale</p>	<p>Iconic Construction Ltd Unit 4, Mary Street Hamilton Concept</p>	<p>Signed: _____ Date: _____</p>	<p>Designer: Jessie Drawn: SS Sheet 3 of 5</p>	<p>© Hostess Joinery Limited All drawings are Copyright and remain the property of Hostess Joinery Limited. All colours and textures in 3D renders are representative only and may not be accurate.</p>
---	---	---	--------------------------------------	--	---

KEY R10: 10mm radius edge X: Square Edge O: Acrylic Euro Edge □: Unfinished Edge



Bench Top Quote

Quote Price:

MATERIAL
(1st Option):

(2nd Option):

THICKNESS:

EDGE PROFILE:

BOWL TYPE:

BOWL BY HOSTESS: Y / N

BOWL CUTOUT: Y / N

WATERFALL ENDS: Y / N

HOB CUTOUT: Y / N

TAP HOLE CUTOUT: Y / N

AIR SWITCH: Y / N

TOP MOUNT / UNDERMOUNT

TEMPLATING REQ: Y / N

DELIVER TO SITE / HOSTESS

INSTALLATION REQ: Y / N

ACCESS REQUIREMENTS?

Benchtop Order

COLOUR:

THICKNESS:

BOWL:

TOP MOUNT / UNDERMOUNT

DRAINER: L / R

LARGE BOWL: L / R

HOB CUTOUT:

All dimensions are subject to verification onsite and adjustments of up to 100mm will be made to fit the job site at the discretion of Hostess Joinery Limited.

Changes of more than 100mm on any wall will require further consultation. All appliances, rangehoods, sinks, bowls, tapware, bins, and splashbacks shown on any plan, elevation, or 3D drawing are for display purposes only. None of these items will be supplied by Hostess Joinery Limited unless specified in the quote. This page is not part of the quote.

Hostess
YOUR KITCHEN • OUR CRAFT

MJ NKBA
MEMBER SINCE 2018

www.hostess.co.nz

Job No: 23344

Version: 1

Date: 02/03/2022

Not to scale

Iconic Construction Ltd

Unit 4, Mary Street

Hamilton

Concept

Signed:

Date:

Designer: Jessie

Drawn: SS

Sheet 4 of 5

© Hostess Joinery Limited

All drawings are Copyright and remain the property of Hostess Joinery Limited. All colours and textures in 3D renders are representative only and may not be accurate.

Product Key

Note: Representations only, see drawing layout

Ⓐ Ⓑ Ⓒ Ⓓ Ⓔ Ⓕ Ⓖ Ⓗ Ⓘ ⓵ ⓶



Heritage Nebraska 800-10

Single Bowl with drainer
 Bowl Size: 340mm x 400mm x 180mm
 Length : 808mm
 Width : 508mm

Ⓐ




TWIN BINS 17L & 17L

Blum Wesco 2 x 17L

Length : 225mm
 Width : 304mm
 Height : 295mm

Ⓑ



600 Cutlery Insert

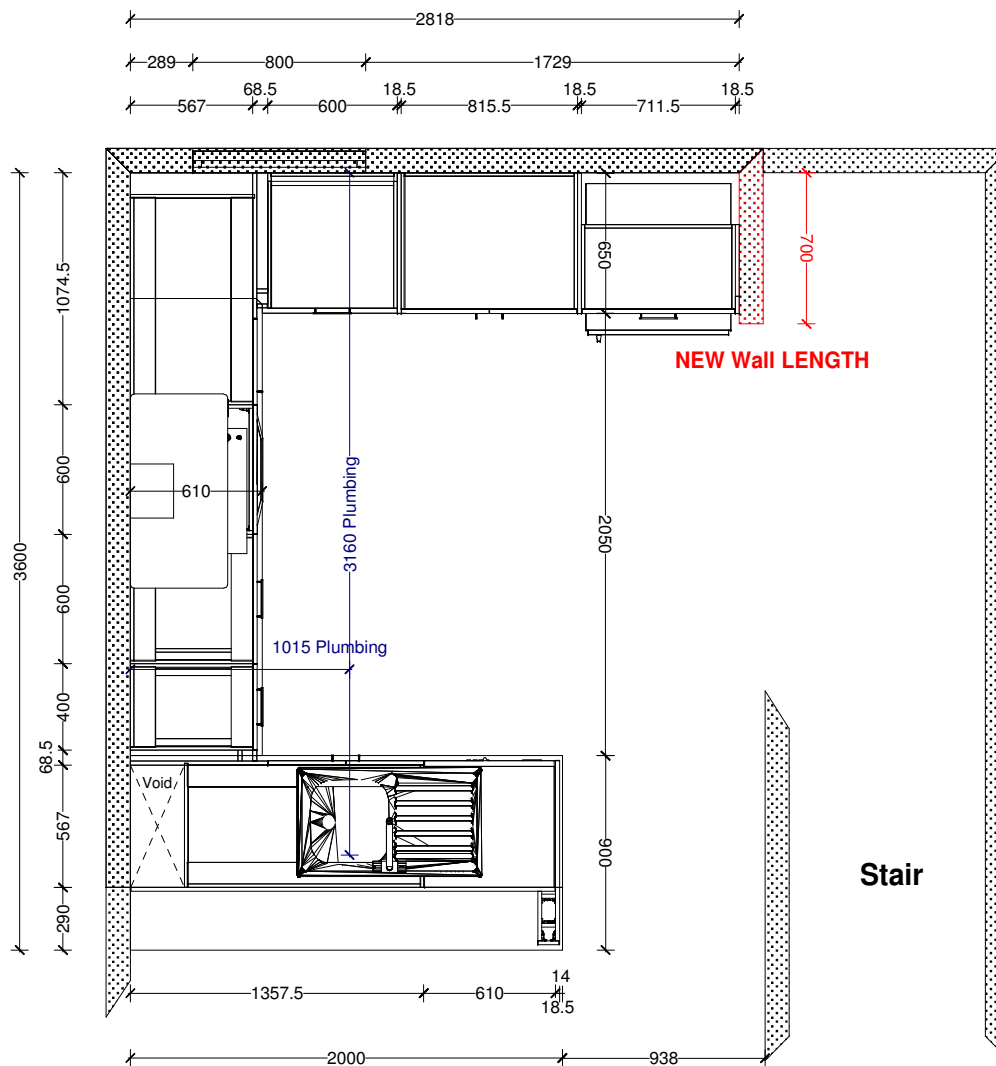
Product code : 556.62.627
 Suitable for 600mm drawers
 Width : 500-540mm

Ⓒ

HANDLES TBC

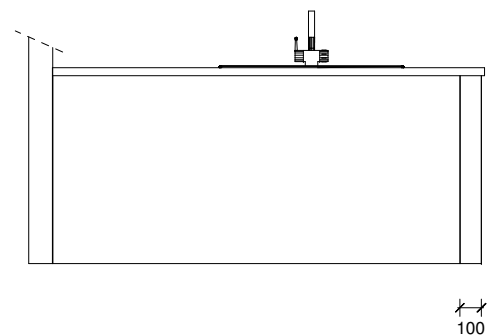
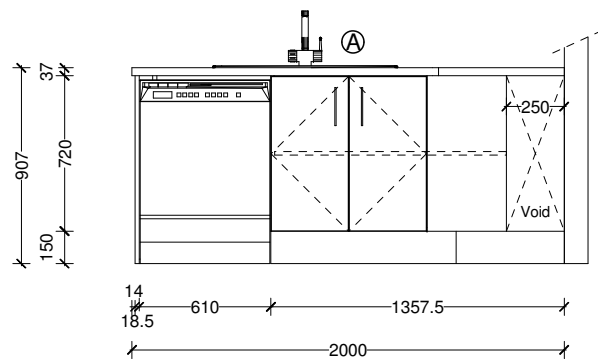
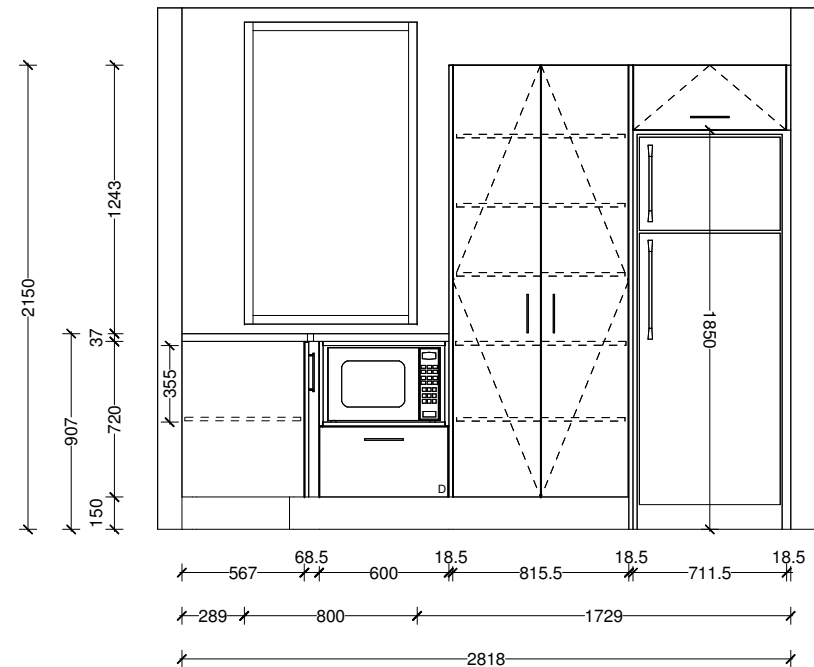
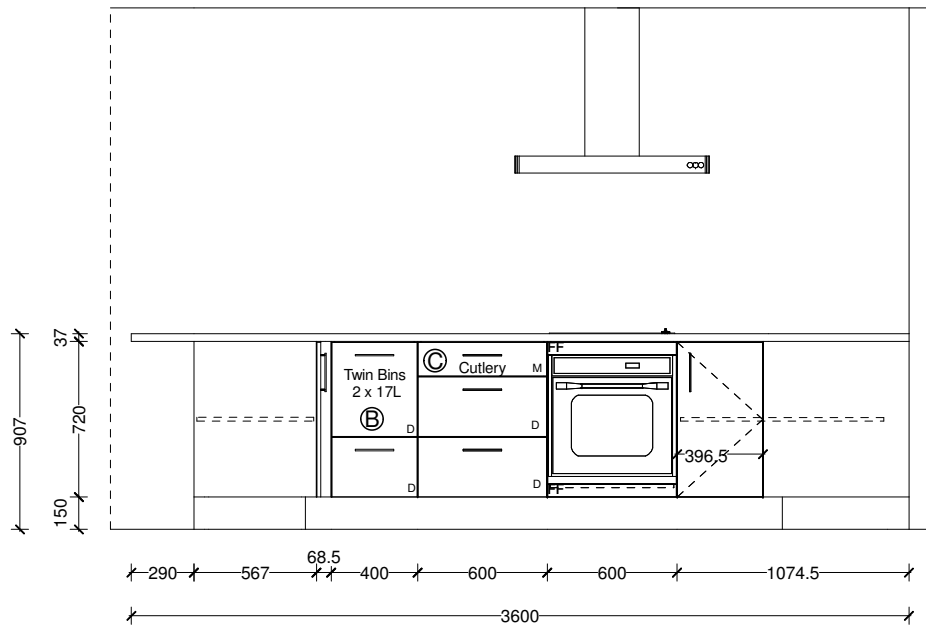
All dimensions are subject to verification onsite and adjustments of up to 100mm will be made to fit the job site at the discretion of Hostess Joinery Limited. Changes of more than 100mm on any wall will require further consultation. All appliances, rangehoods, sinks, bowls, tapware, bins, and splashbacks shown on any plan, elevation, or 3D drawing are for display purposes only. None of these items will be supplied by Hostess Joinery Limited unless specified in the quote. This page is not part of the quote.

  <p>www.hostess.co.nz</p>	<p>Job No: 23344 Version: 1 Date: 02/03/2022 Not to scale</p>	<p>Iconic Construction Ltd Unit 4, Mary Street Hamilton Concept</p>	<p>Signed: _____ Date: _____</p>	<p>Designer: Jessie Drawn: SS Sheet 5 of 5</p>	<p>© Hostess Joinery Limited All drawings are Copyright and remain the property of Hostess Joinery Limited. All colours and textures in 3D renders are representative only and may not be accurate.</p>
---	--	--	---	--	--



All dimensions are subject to verification onsite and adjustments of up to 100mm will be made to fit the job site at the discretion of Hostess Joinery Limited. Changes of more than 100mm on any wall will require further consultation. All appliances, rangehoods, sinks, bowls, tapware, bins, and splashbacks shown on any plan, elevation, or 3D drawing are for display purposes only. None of these items will be supplied by Hostess Joinery Limited unless specified in the quote. This page is not part of the quote.

  <p>www.hostess.co.nz</p>	<p>Job No: 23345 Version: 1 Date: 02/03/2022 Not to scale</p>	<p>Iconic Construction Ltd Unit 5, Mary Street Hamilton Concept</p>	<p>Signed: _____ Date: _____</p>	<p>Designer: Jessie Drawn: SS Sheet 1 of 5</p>	<p>© Hostess Joinery Limited All drawings are Copyright and remain the property of Hostess Joinery Limited. All colours and textures in 3D renders are representative only and may not be accurate.</p>
---	---	---	--------------------------------------	--	---



Tandembox Drawer Box Heights
 M =86mm B =137mm D =201mm

All dimensions are subject to verification onsite and adjustments of up to 100mm will be made to fit the job site at the discretion of Hostess Joinery Limited. Changes of more than 100mm on any wall will require further consultation. All appliances, rangehoods, sinks, bowls, tapware, bins, and splashbacks shown on any plan, elevation, or 3D drawing are for display purposes only. None of these items will be supplied by Hostess Joinery Limited unless specified in the quote. This page is not part of the quote.

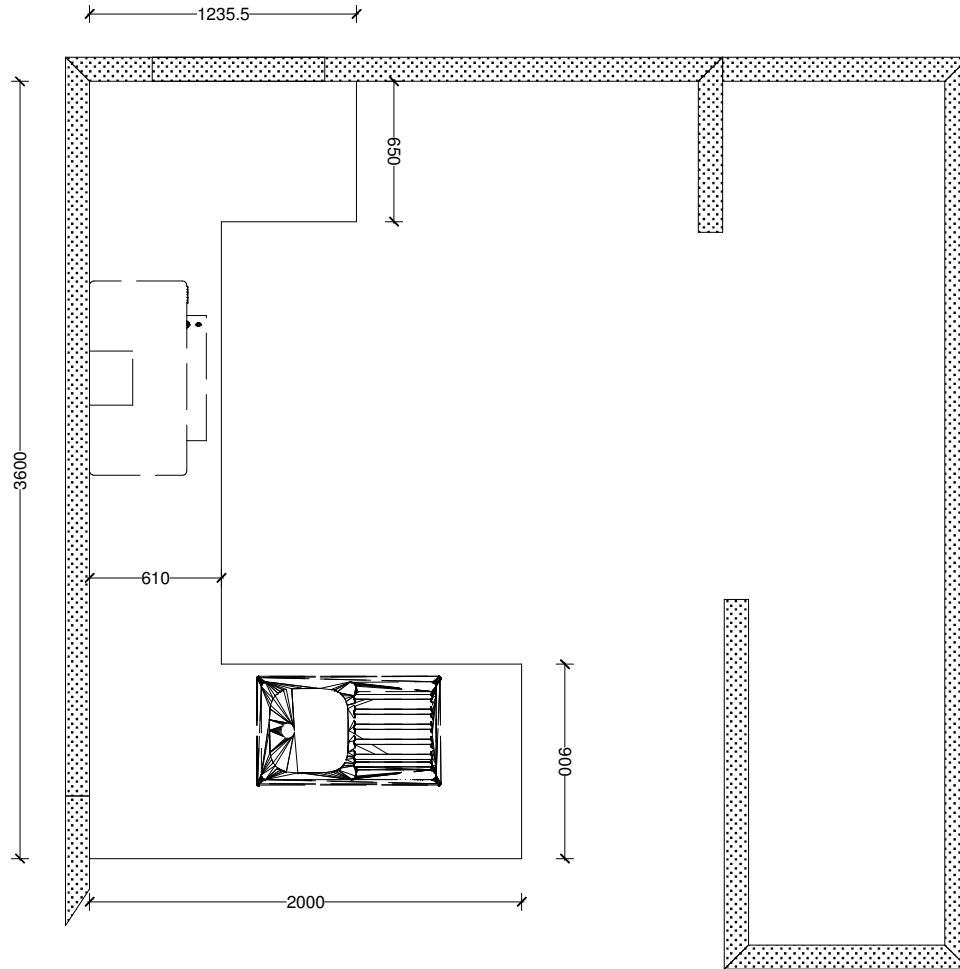
  <p>www.hostess.co.nz</p>	<p>Job No: 23345 Version: 1 Date: 02/03/2022 Not to scale</p>	<p>Iconic Construction Ltd Unit 5, Mary Street Hamilton Concept</p>	<p>Signed: _____ Date: _____</p>	<p>Designer: Jessie Drawn: SS Sheet 2 of 5</p>	<p>© Hostess Joinery Limited All drawings are Copyright and remain the property of Hostess Joinery Limited. All colours and textures in 3D renders are representative only and may not be accurate.</p>
---	--	--	---	--	--



All dimensions are subject to verification onsite and adjustments of up to 100mm will be made to fit the job site at the discretion of Hostess Joinery Limited. Changes of more than 100mm on any wall will require further consultation. All appliances, rangehoods, sinks, bowls, tapware, bins, and splashbacks shown on any plan, elevation, or 3D drawing are for display purposes only. None of these items will be supplied by Hostess Joinery Limited unless specified in the quote. This page is not part of the quote.

  www.hostess.co.nz	<p>Job No: 23345 Version: 1 Date: 02/03/2022 Not to scale</p>	<p>Iconic Construction Ltd Unit 5, Mary Street Hamilton Concept</p>	<p>Signed: _____ Date: _____</p>	<p>Designer: Jessie Drawn: SS Sheet 3 of 5</p>	<p>© Hostess Joinery Limited All drawings are Copyright and remain the property of Hostess Joinery Limited. All colours and textures in 3D renders are representative only and may not be accurate.</p>
---	--	--	---	--	--

KEY R10: 10mm radius edge X: Square Edge O: Acrylic Euro Edge □: Unfinished Edge



Bench Top Quote

Quote Price:

MATERIAL
(1st Option):

(2nd Option):

THICKNESS:

EDGE PROFILE:

BOWL TYPE:

BOWL BY HOSTESS: Y/N

BOWL CUTOUT: Y/N

WATERFALL ENDS: Y/N

HOB CUTOUT: Y/N

TAP HOLE CUTOUT: Y/N

AIR SWITCH: Y/N

TOP MOUNT / UNDERMOUNT

TEMPLATING REQ: Y/N

DELIVER TO SITE / HOSTESS

INSTALLATION REQ: Y/N

ACCESS REQUIREMENTS?

Benchtop Order

COLOUR:

THICKNESS:

BOWL:

TOP MOUNT / UNDERMOUNT

DRAINER: L/R

LARGE BOWL: L/R

HOB CUTOUT:

All dimensions are subject to verification onsite and adjustments of up to 100mm will be made to fit the job site at the discretion of Hostess Joinery Limited. Changes of more than 100mm on any wall will require further consultation. All appliances, rangehoods, sinks, bowls, tapware, bins, and splashbacks shown on any plan, elevation, or 3D drawing are for display purposes only. None of these items will be supplied by Hostess Joinery Limited unless specified in the quote. This page is not part of the quote.

Hostess
YOUR KITCHEN • OUR CRAFT

MJ NKBA
MEMBER SINCE 2018

www.hostess.co.nz

Job No: 23345

Version: 1

Date: 02/03/2022

Not to scale

Iconic Construction Ltd

Unit 5, Mary Street

Hamilton

Concept

Signed:

Date:

Designer: Jessie

Drawn: SS

Sheet 4 of 5

© Hostess Joinery Limited
All drawings are Copyright and remain the property of Hostess Joinery Limited. All colours and textures in 3D renders are representative only and may not be accurate.

Product Key

Note: Representations only, see drawing layout

Ⓐ Ⓑ Ⓒ Ⓓ Ⓔ Ⓕ Ⓖ Ⓗ Ⓘ ⓵ ⓶



Heritage Nebraska 800-10

Single Bowl with drainer
 Bowl Size: 340mm x 400mm x 180mm
 Length : 808mm
 Width : 508mm

Ⓐ



TWIN BINS 17L & 17L

Blum Wesco 2 x 17L

Length : 225mm
 Width : 304mm
 Height : 295mm

Ⓑ



600 Cutlery Insert

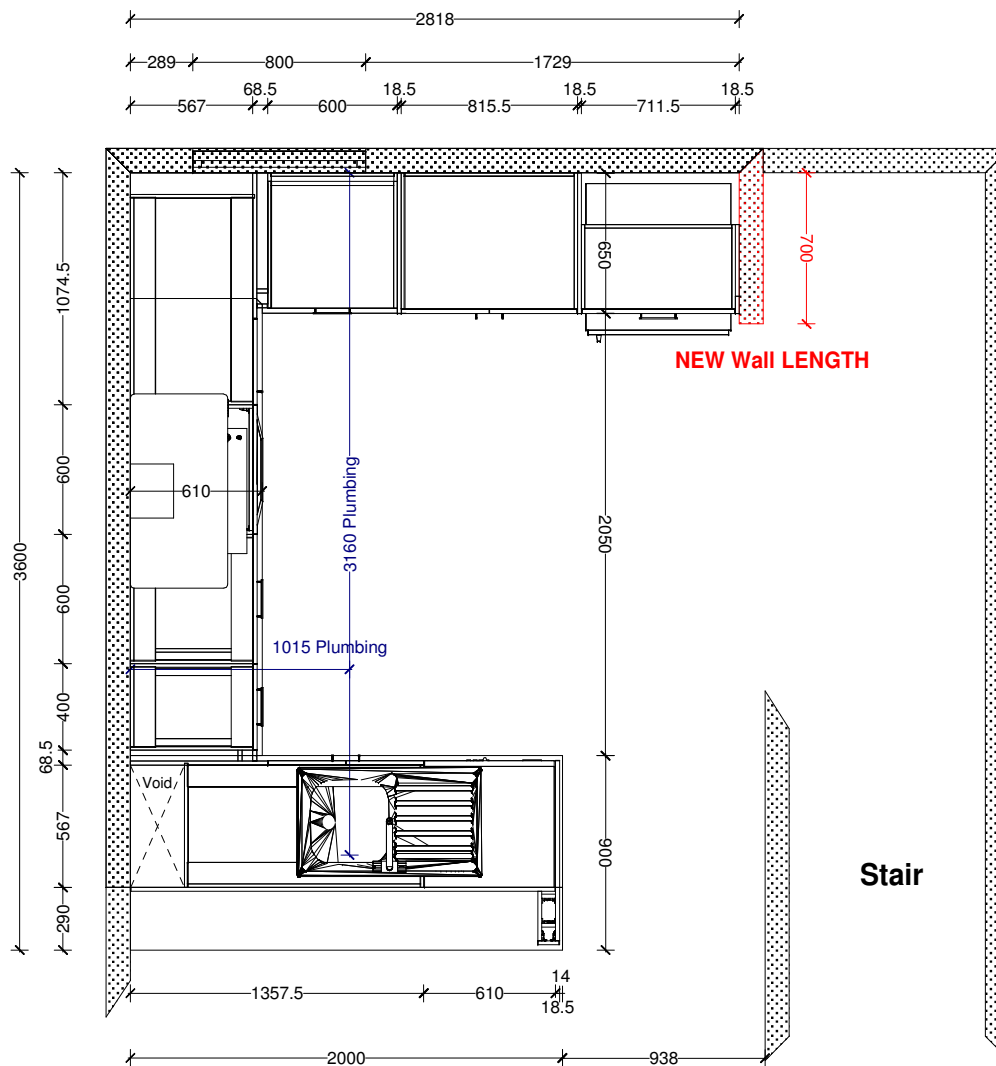
Product code : 556.62.627
 Suitable for 600mm drawers
 Width : 500-540mm

Ⓒ

HANDLES TBC

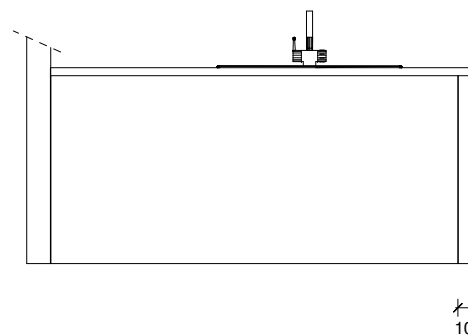
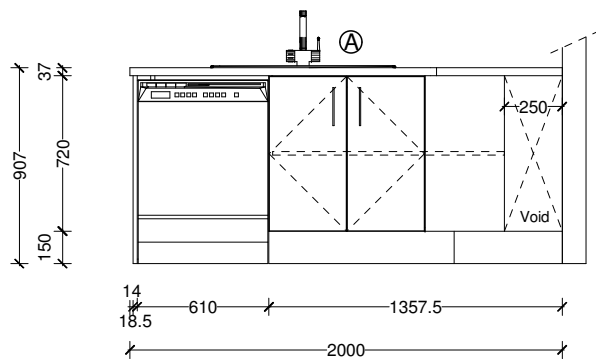
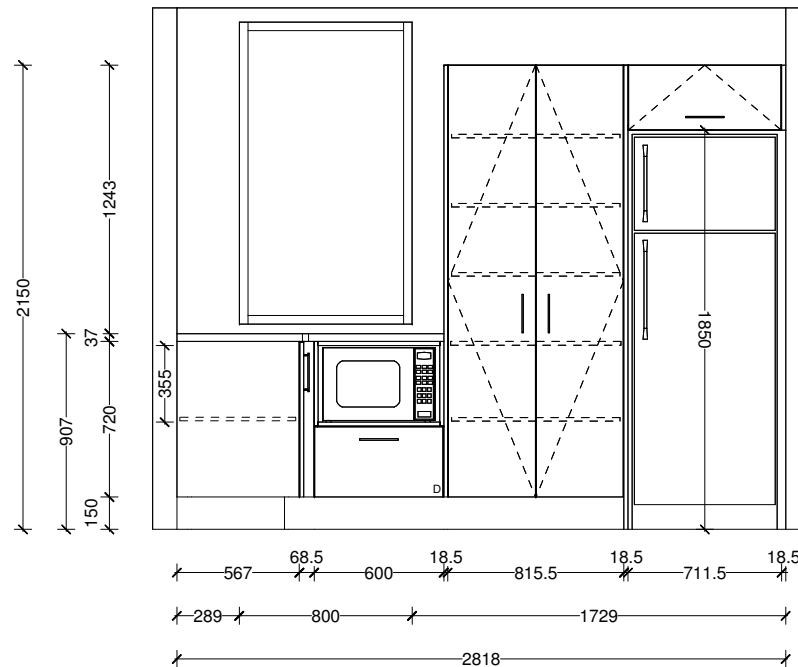
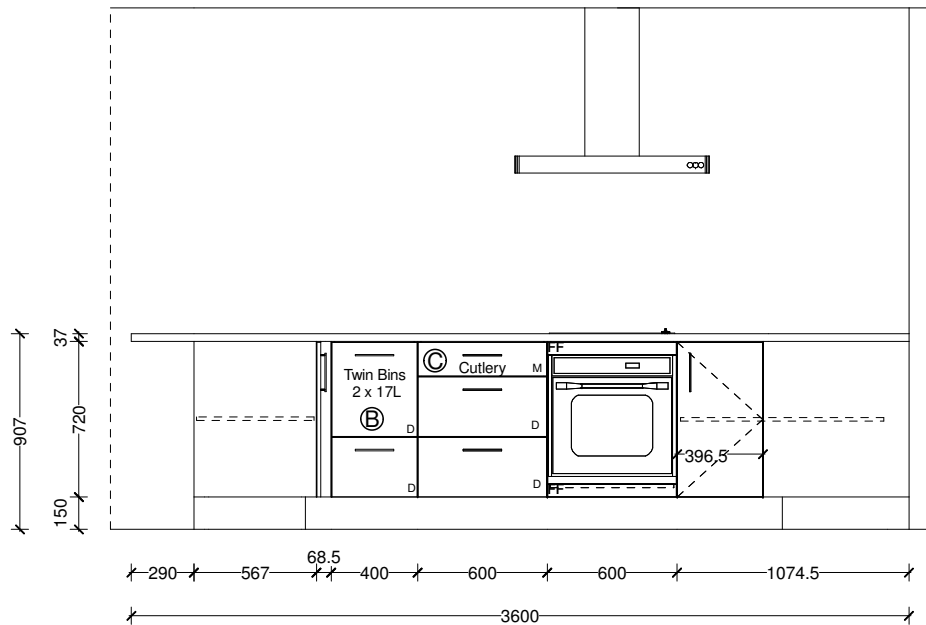
All dimensions are subject to verification onsite and adjustments of up to 100mm will be made to fit the job site at the discretion of Hostess Joinery Limited. Changes of more than 100mm on any wall will require further consultation. All appliances, rangehoods, sinks, bowls, tapware, bins, and splashbacks shown on any plan, elevation, or 3D drawing are for display purposes only. None of these items will be supplied by Hostess Joinery Limited unless specified in the quote. This page is not part of the quote.

  <p>www.hostess.co.nz</p>	<p>Job No: 23345 Version: 1 Date: 02/03/2022 Not to scale</p>	<p>Iconic Construction Ltd Unit 5, Mary Street Hamilton Concept</p>	<p>Signed: _____ Date: _____</p>	<p>Designer: Jessie Drawn: SS Sheet 5 of 5</p>	<p>© Hostess Joinery Limited All drawings are Copyright and remain the property of Hostess Joinery Limited. All colours and textures in 3D renders are representative only and may not be accurate.</p>
---	--	--	---	--	--



All dimensions are subject to verification onsite and adjustments of up to 100mm will be made to fit the job site at the discretion of Hostess Joinery Limited. Changes of more than 100mm on any wall will require further consultation. All appliances, rangehoods, sinks, bowls, tapware, bins, and splashbacks shown on any plan, elevation, or 3D drawing are for display purposes only. None of these items will be supplied by Hostess Joinery Limited unless specified in the quote. This page is not part of the quote.

  www.hostess.co.nz	<p>Job No: 23346 Version: 1 Date: 02/03/2022 Not to scale</p>	<p>Iconic Construction Ltd Unit 6, Mary Street Hamilton Concept</p>	<p>Signed: _____ Date: _____</p>	<p>Designer: Jessie Drawn: SS Sheet 1 of 5</p>	<p>© Hostess Joinery Limited All drawings are Copyright and remain the property of Hostess Joinery Limited. All colours and textures in 3D renders are representative only and may not be accurate.</p>
---	--	--	---------------------------------------	--	--



Tandembox Drawer Box Heights
 M =86mm B =137mm D =201mm

All dimensions are subject to verification onsite and adjustments of up to 100mm will be made to fit the job site at the discretion of Hostess Joinery Limited. Changes of more than 100mm on any wall will require further consultation. All appliances, rangehoods, sinks, bowls, tapware, bins, and splashbacks shown on any plan, elevation, or 3D drawing are for display purposes only. None of these items will be supplied by Hostess Joinery Limited unless specified in the quote. This page is not part of the quote.

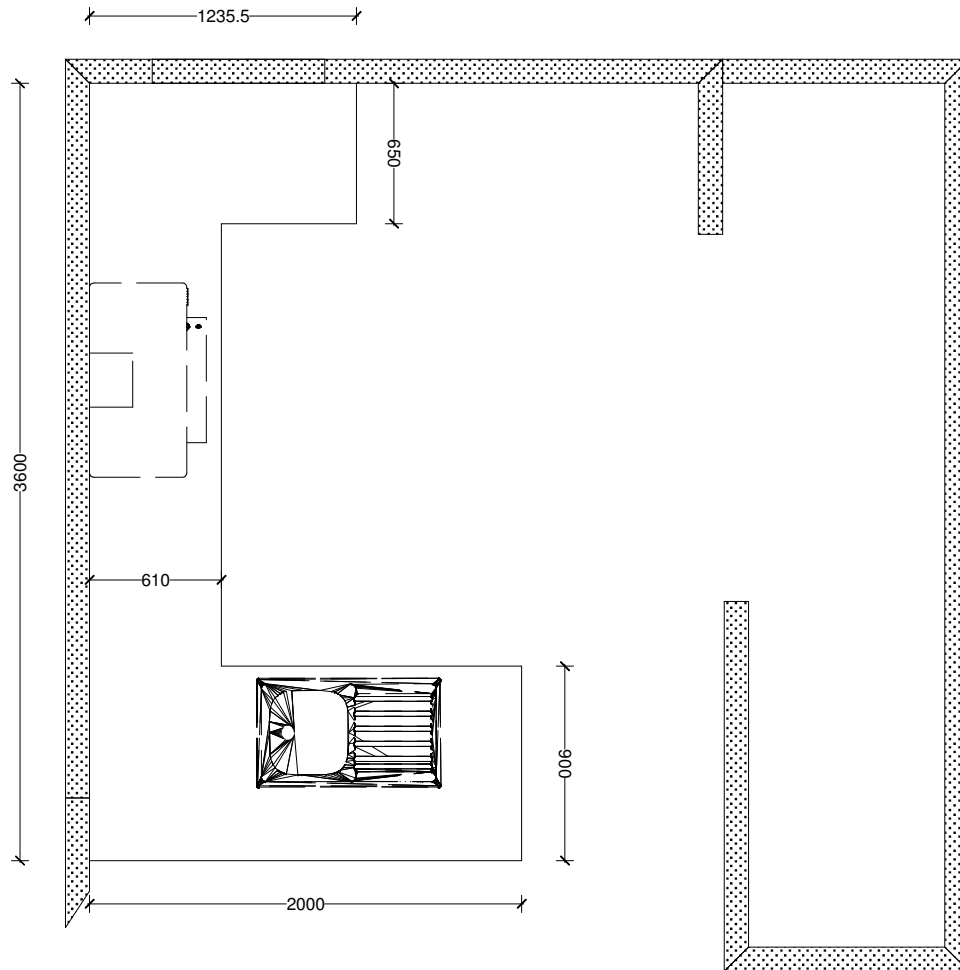
  <p>www.hostess.co.nz</p>	<p>Job No: 23346 Version: 1 Date: 02/03/2022 Not to scale</p>	<p>Iconic Construction Ltd Unit 6, Mary Street Hamilton Concept</p>	<p>Signed: _____ Date: _____</p>	<p>Designer: Jessie Drawn: SS Sheet 2 of 5</p>	<p>© Hostess Joinery Limited All drawings are Copyright and remain the property of Hostess Joinery Limited. All colours and textures in 3D renders are representative only and may not be accurate.</p>
---	--	--	---	--	--



All dimensions are subject to verification onsite and adjustments of up to 100mm will be made to fit the job site at the discretion of Hostess Joinery Limited. Changes of more than 100mm on any wall will require further consultation. All appliances, rangehoods, sinks, bowls, tapware, bins, and splashbacks shown on any plan, elevation, or 3D drawing are for display purposes only. None of these items will be supplied by Hostess Joinery Limited unless specified in the quote. This page is not part of the quote.

  www.hostess.co.nz	<p>Job No: 23346 Version: 1 Date: 02/03/2022 Not to scale</p>	<p>Iconic Construction Ltd Unit 6, Mary Street Hamilton Concept</p>	<p>Signed: _____ Date: _____</p>	<p>Designer: Jessie Drawn: SS Sheet 3 of 5</p>	<p>© Hostess Joinery Limited All drawings are Copyright and remain the property of Hostess Joinery Limited. All colours and textures in 3D renders are representative only and may not be accurate.</p>
---	--	--	---	--	--

KEY R10: 10mm radius edge X: Square Edge O: Acrylic Euro Edge □: Unfinished Edge



Bench Top Quote

Quote Price:

MATERIAL
(1st Option):

(2nd Option):

THICKNESS:

EDGE PROFILE:

BOWL TYPE:

BOWL BY HOSTESS: Y/N

BOWL CUTOUT: Y/N

WATERFALL ENDS: Y/N

HOB CUTOUT: Y/N

TAP HOLE CUTOUT: Y/N

AIR SWITCH: Y/N

TOP MOUNT / UNDERMOUNT

TEMPLATING REQ: Y/N

DELIVER TO SITE / HOSTESS

INSTALLATION REQ: Y/N

ACCESS REQUIREMENTS?

Benchtop Order

COLOUR:

THICKNESS:

BOWL:

TOP MOUNT / UNDERMOUNT

DRAINER: L / R

LARGE BOWL: L / R

HOB CUTOUT:

All dimensions are subject to verification onsite and adjustments of up to 100mm will be made to fit the job site at the discretion of Hostess Joinery Limited.

Changes of more than 100mm on any wall will require further consultation. All appliances, rangehoods, sinks, bowls, tapware, bins, and splashbacks shown on any plan, elevation, or 3D drawing are for display purposes only. None of these items will be supplied by Hostess Joinery Limited unless specified in the quote. This page is not part of the quote.



www.hostess.co.nz

Job No: 23346

Version: 1

Date: 02/03/2022

Not to scale

Iconic Construction Ltd

Unit 6, Mary Street

Hamilton

Concept

Signed:

Date:

Designer: Jessie

Drawn: SS

Sheet 4 of 5

© Hostess Joinery Limited

All drawings are Copyright and remain the property of Hostess Joinery Limited. All colours and textures in 3D renders are representative only and may not be accurate.

Product Key

Note: Representations only, see drawing layout

Ⓐ Ⓑ Ⓒ Ⓓ Ⓔ Ⓕ Ⓖ Ⓗ Ⓘ ⓵ ⓶



Heritage Nebraska 800-10

Single Bowl with drainer
 Bowl Size: 340mm x 400mm x 180mm
 Length : 808mm
 Width : 508mm

Ⓐ




TWIN BINS 17L & 17L

Blum Wesco 2 x 17L

Length : 225mm
 Width : 304mm
 Height : 295mm

Ⓑ



600 Cutlery Insert

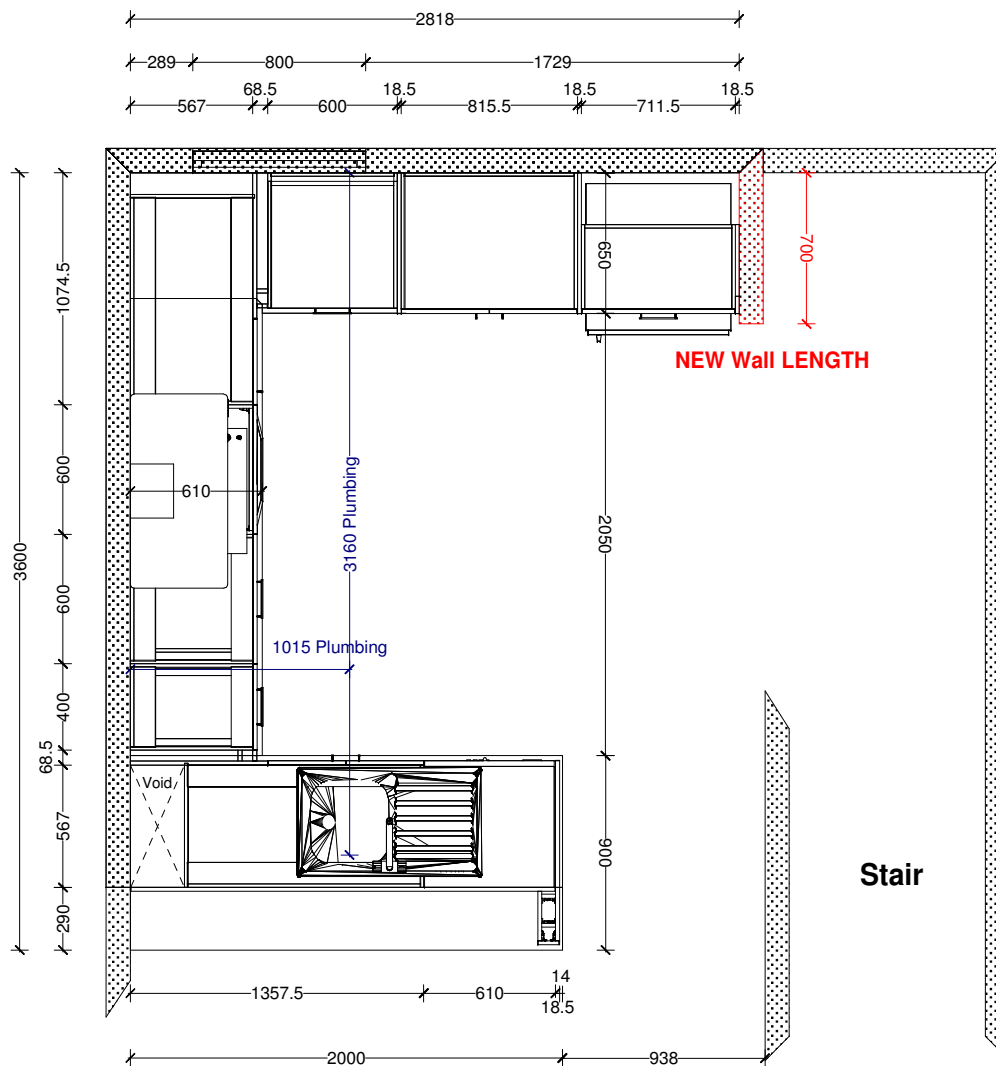
Product code : 556.62.627
 Suitable for 600mm drawers
 Width : 500-540mm

Ⓒ

HANDLES TBC

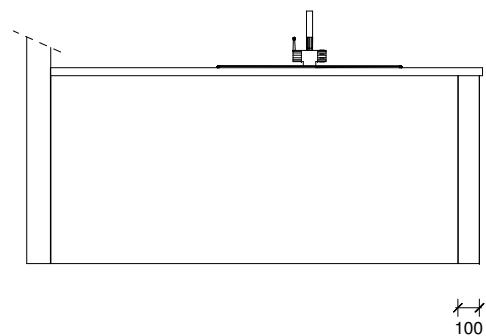
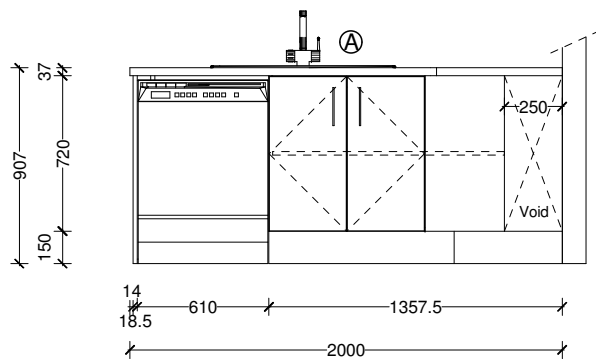
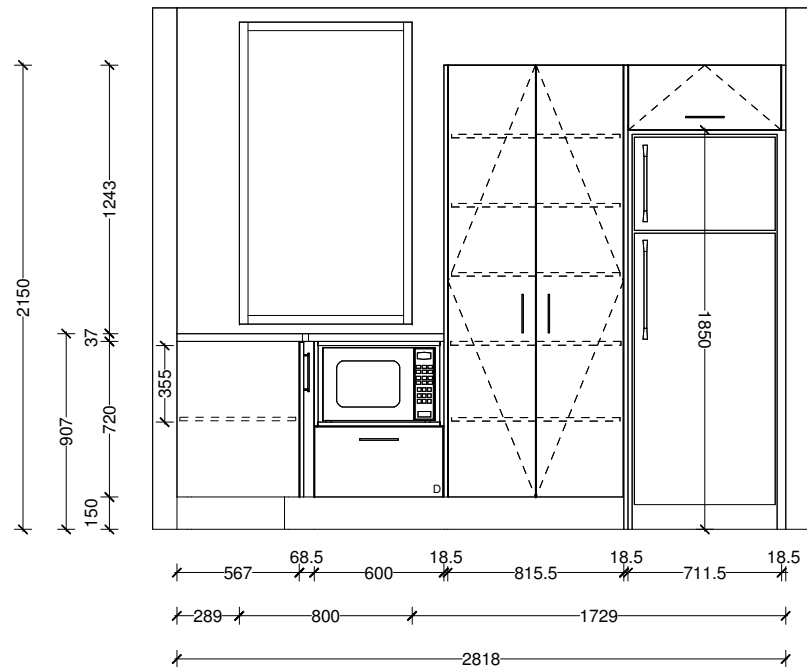
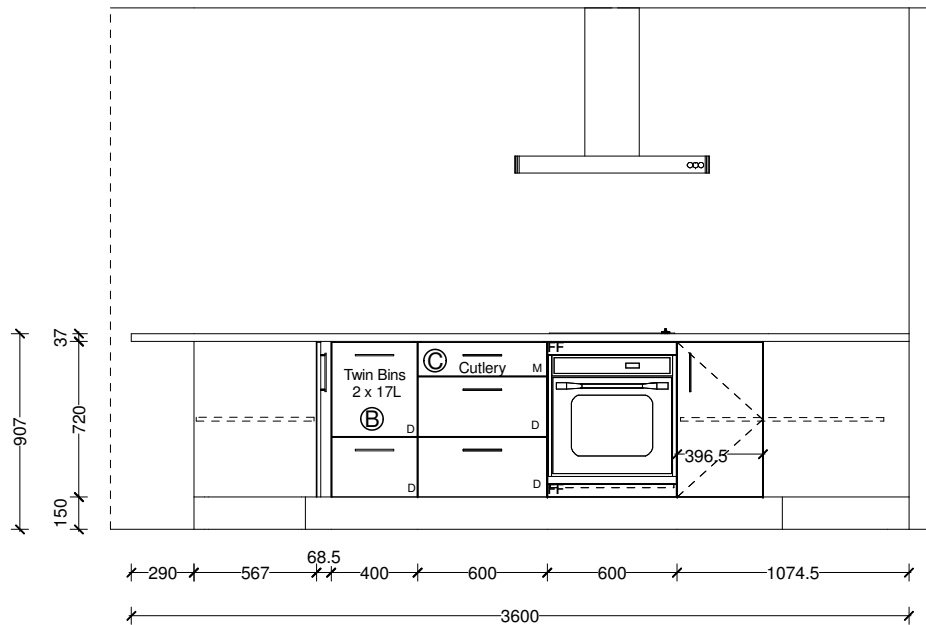
All dimensions are subject to verification onsite and adjustments of up to 100mm will be made to fit the job site at the discretion of Hostess Joinery Limited. Changes of more than 100mm on any wall will require further consultation. All appliances, rangehoods, sinks, bowls, tapware, bins, and splashbacks shown on any plan, elevation, or 3D drawing are for display purposes only. None of these items will be supplied by Hostess Joinery Limited unless specified in the quote. This page is not part of the quote.

  <p>www.hostess.co.nz</p>	<p>Job No: 23346 Version: 1 Date: 02/03/2022 Not to scale</p>	<p>Iconic Construction Ltd Unit 6, Mary Street Hamilton Concept</p>	<p>Signed: _____ Date: _____</p>	<p>Designer: Jessie Drawn: SS Sheet 5 of 5</p>	<p>© Hostess Joinery Limited All drawings are Copyright and remain the property of Hostess Joinery Limited. All colours and textures in 3D renders are representative only and may not be accurate.</p>
---	--	--	---	--	--



All dimensions are subject to verification onsite and adjustments of up to 100mm will be made to fit the job site at the discretion of Hostess Joinery Limited. Changes of more than 100mm on any wall will require further consultation. All appliances, rangehoods, sinks, bowls, tapware, bins, and splashbacks shown on any plan, elevation, or 3D drawing are for display purposes only. None of these items will be supplied by Hostess Joinery Limited unless specified in the quote. This page is not part of the quote.

  <p>www.hostess.co.nz</p>	<p>Job No: 23347 Version: 1 Date: 02/03/2022 Not to scale</p>	<p>Iconic Construction Ltd Unit 7, Mary Street Hamilton Concept</p>	<p>Signed: _____ Date: _____</p>	<p>Designer: Jessie Drawn: SS Sheet 1 of 5</p>	<p>© Hostess Joinery Limited All drawings are Copyright and remain the property of Hostess Joinery Limited. All colours and textures in 3D renders are representative only and may not be accurate.</p>
---	---	---	--------------------------------------	--	---



Tandembox Drawer Box Heights
 M =86mm B =137mm D =201mm

All dimensions are subject to verification onsite and adjustments of up to 100mm will be made to fit the job site at the discretion of Hostess Joinery Limited. Changes of more than 100mm on any wall will require further consultation. All appliances, rangehoods, sinks, bowls, tapware, bins, and splashbacks shown on any plan, elevation, or 3D drawing are for display purposes only. None of these items will be supplied by Hostess Joinery Limited unless specified in the quote. This page is not part of the quote.

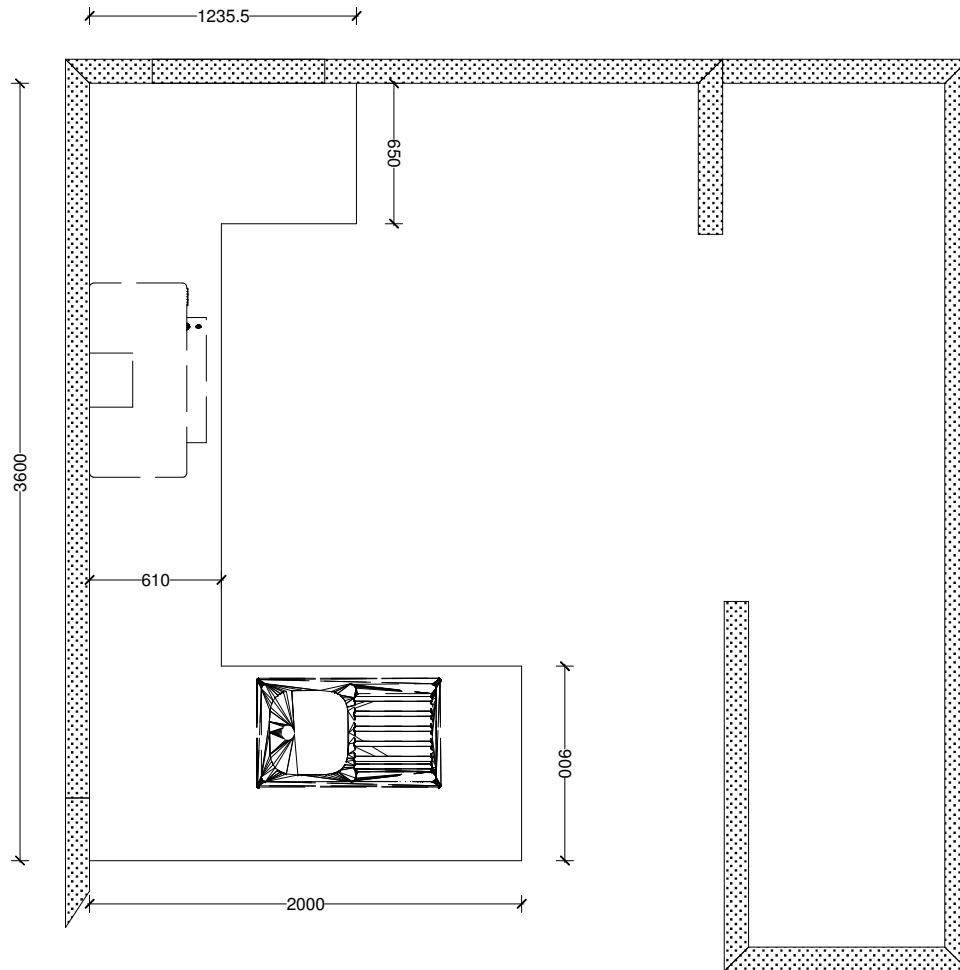
  <p>www.hostess.co.nz</p>	<p>Job No: 23347 Version: 1 Date: 02/03/2022 Not to scale</p>	<p>Iconic Construction Ltd Unit 7, Mary Street Hamilton Concept</p>	<p>Signed: _____ Date: _____</p>	<p>Designer: Jessie Drawn: SS Sheet 2 of 5</p>	<p>© Hostess Joinery Limited All drawings are Copyright and remain the property of Hostess Joinery Limited. All colours and textures in 3D renders are representative only and may not be accurate.</p>
---	--	--	---	--	--



All dimensions are subject to verification onsite and adjustments of up to 100mm will be made to fit the job site at the discretion of Hostess Joinery Limited. Changes of more than 100mm on any wall will require further consultation. All appliances, rangehoods, sinks, bowls, tapware, bins, and splashbacks shown on any plan, elevation, or 3D drawing are for display purposes only. None of these items will be supplied by Hostess Joinery Limited unless specified in the quote. This page is not part of the quote.

  www.hostess.co.nz	<p>Job No: 23347 Version: 1 Date: 02/03/2022 Not to scale</p>	<p>Iconic Construction Ltd Unit 7, Mary Street Hamilton Concept</p>	<p>Signed: _____ Date: _____</p>	<p>Designer: Jessie Drawn: SS Sheet 3 of 5</p>	<p>© Hostess Joinery Limited All drawings are Copyright and remain the property of Hostess Joinery Limited. All colours and textures in 3D renders are representative only and may not be accurate.</p>
---	---	---	--------------------------------------	--	---

KEY R10: 10mm radius edge X: Square Edge O: Acrylic Euro Edge □: Unfinished Edge



Bench Top Quote

Quote Price:

MATERIAL
(1st Option):

(2nd Option):

THICKNESS:

EDGE PROFILE:

BOWL TYPE:

BOWL BY HOSTESS: Y / N

BOWL CUTOUT: Y / N

WATERFALL ENDS: Y / N

HOB CUTOUT: Y / N

TAP HOLE CUTOUT: Y / N

AIR SWITCH: Y / N

TOP MOUNT / UNDERMOUNT

TEMPLATING REQ: Y / N

DELIVER TO SITE / HOSTESS

INSTALLATION REQ: Y / N

ACCESS REQUIREMENTS?

Benchtop Order

COLOUR:

THICKNESS:

BOWL:

TOP MOUNT / UNDERMOUNT

DRAINER: L / R

LARGE BOWL: L / R

HOB CUTOUT:

All dimensions are subject to verification onsite and adjustments of up to 100mm will be made to fit the job site at the discretion of Hostess Joinery Limited.

Changes of more than 100mm on any wall will require further consultation. All appliances, rangehoods, sinks, bowls, tapware, bins, and splashbacks shown on any plan, elevation, or 3D drawing are for display purposes only. None of these items will be supplied by Hostess Joinery Limited unless specified in the quote. This page is not part of the quote.



www.hostess.co.nz

Job No: 23347

Version: 1

Date: 02/03/2022

Not to scale

Iconic Construction Ltd

Unit 7, Mary Street

Hamilton

Concept

Signed:

Date:

Designer: Jessie

Drawn: SS

Sheet 4 of 5

© Hostess Joinery Limited

All drawings are Copyright and remain the property of Hostess Joinery Limited. All colours and textures in 3D renders are representative only and may not be accurate.

Product Key

Note: Representations only, see drawing layout

Ⓐ Ⓑ Ⓒ Ⓓ Ⓔ Ⓕ Ⓖ Ⓗ Ⓘ ⓵ ⓶



Heritage Nebraska 800-10

Single Bowl with drainer
 Bowl Size: 340mm x 400mm x 180mm
 Length : 808mm
 Width : 508mm

Ⓐ




TWIN BINS 17L & 17L

Blum Wesco 2 x 17L

Length : 225mm
 Width : 304mm
 Height : 295mm

Ⓑ



600 Cutlery Insert

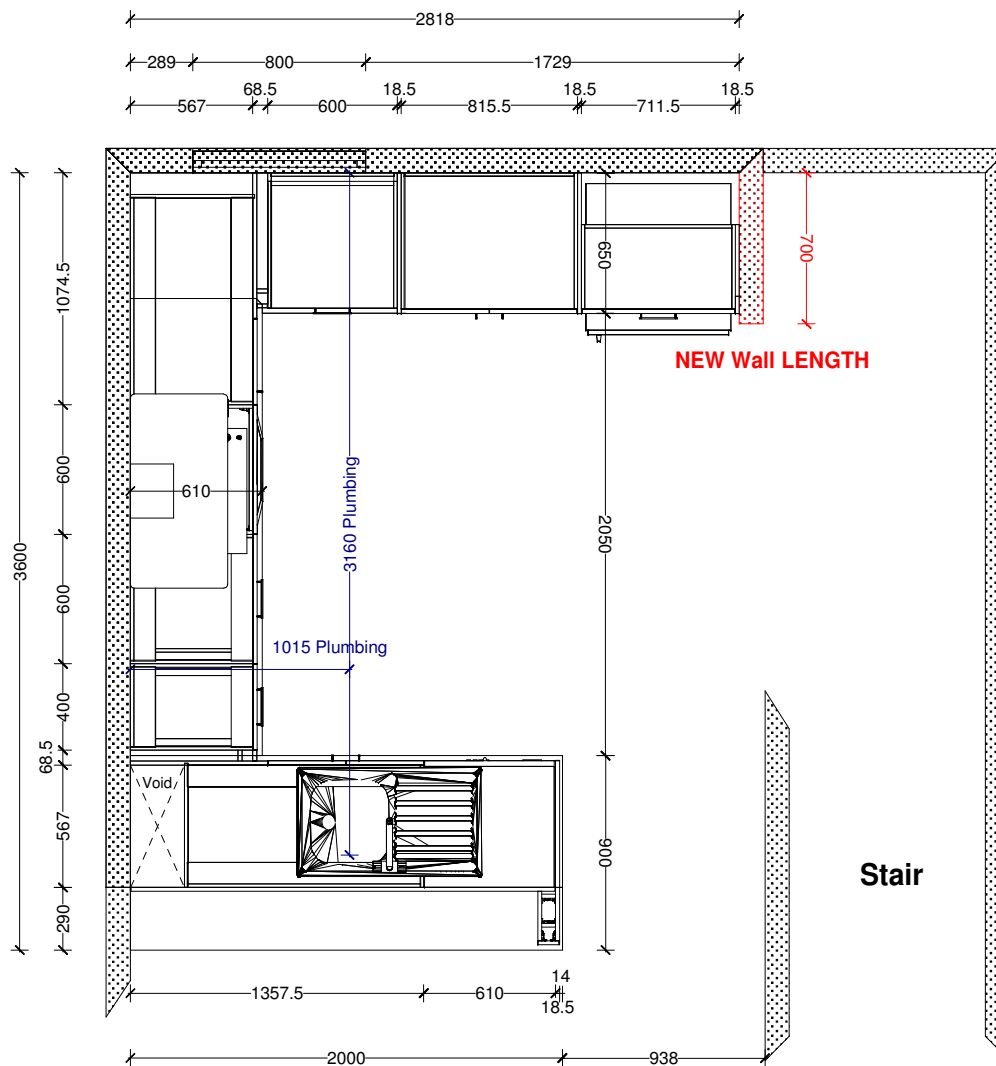
Product code : 556.62.627
 Suitable for 600mm drawers
 Width : 500-540mm

Ⓒ

HANDLES TBC

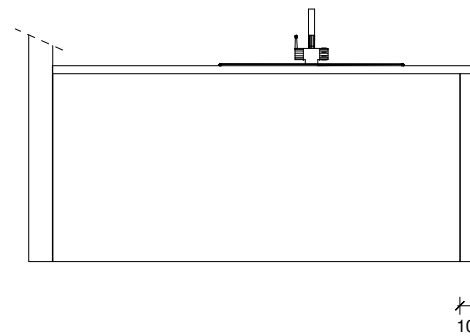
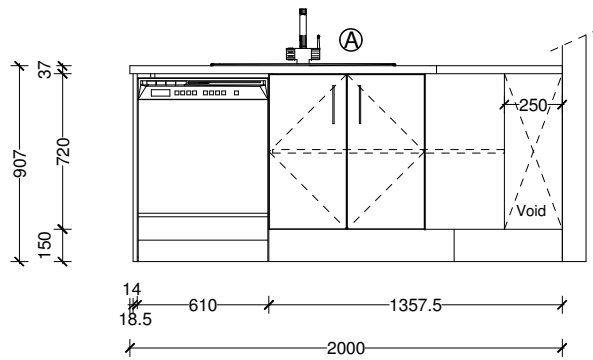
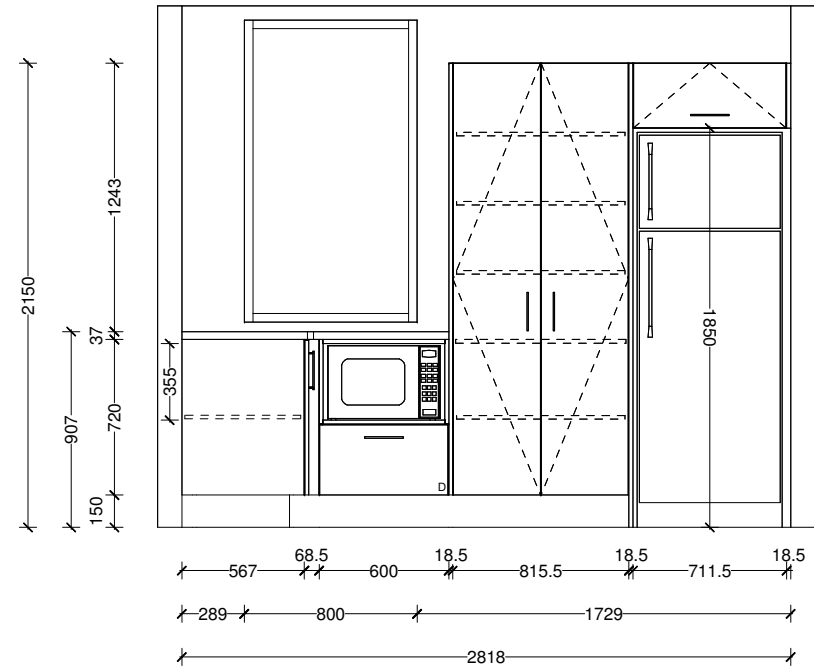
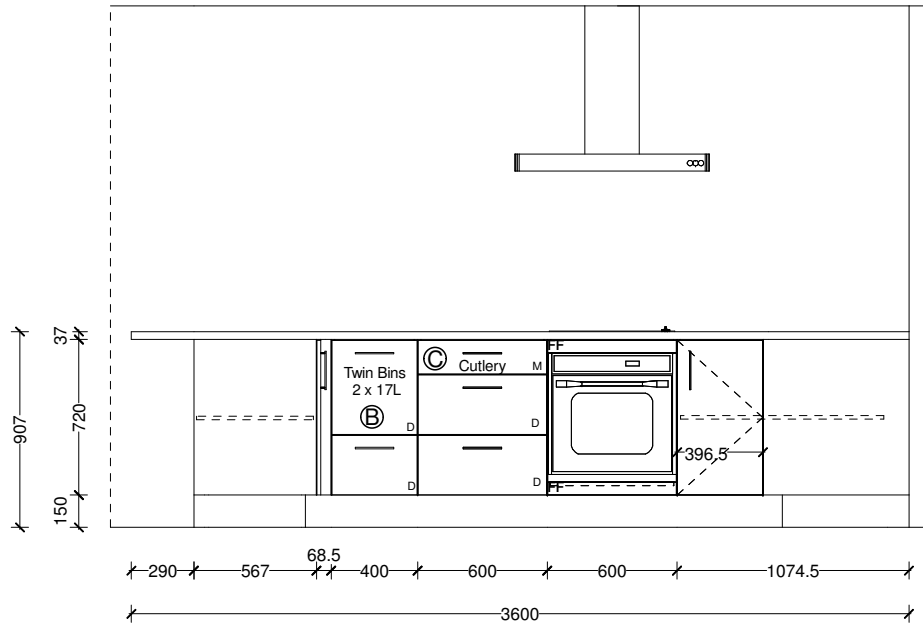
All dimensions are subject to verification onsite and adjustments of up to 100mm will be made to fit the job site at the discretion of Hostess Joinery Limited. Changes of more than 100mm on any wall will require further consultation. All appliances, rangehoods, sinks, bowls, tapware, bins, and splashbacks shown on any plan, elevation, or 3D drawing are for display purposes only. None of these items will be supplied by Hostess Joinery Limited unless specified in the quote. This page is not part of the quote.

  <p>www.hostess.co.nz</p>	<p>Job No: 23347 Version: 1 Date: 02/03/2022 Not to scale</p>	<p>Iconic Construction Ltd Unit 7, Mary Street Hamilton Concept</p>	<p>Signed: _____ Date: _____</p>	<p>Designer: Jessie Drawn: SS Sheet 5 of 5</p>	<p>© Hostess Joinery Limited All drawings are Copyright and remain the property of Hostess Joinery Limited. All colours and textures in 3D renders are representative only and may not be accurate.</p>
---	--	--	---	--	--



All dimensions are subject to verification onsite and adjustments of up to 100mm will be made to fit the job site at the discretion of Hostess Joinery Limited. Changes of more than 100mm on any wall will require further consultation. All appliances, rangehoods, sinks, bowls, tapware, bins, and splashbacks shown on any plan, elevation, or 3D drawing are for display purposes only. None of these items will be supplied by Hostess Joinery Limited unless specified in the quote. This page is not part of the quote.

  www.hostess.co.nz	<p>Job No: 23348 Version: 1 Date: 02/03/2022 Not to scale</p>	<p>Iconic Construction Ltd Unit 8, Mary Street Hamilton Concept</p>	<p>Signed: _____ Date: _____</p>	<p>Designer: Jessie Drawn: SS Sheet 1 of 5</p>	<p>© Hostess Joinery Limited All drawings are Copyright and remain the property of Hostess Joinery Limited. All colours and textures in 3D renders are representative only and may not be accurate.</p>
---	--	--	---------------------------------------	--	--



Tandembox Drawer Box Heights
 M =86mm B =137mm D =201mm

All dimensions are subject to verification onsite and adjustments of up to 100mm will be made to fit the job site at the discretion of Hostess Joinery Limited. Changes of more than 100mm on any wall will require further consultation. All appliances, rangehoods, sinks, bowls, tapware, bins, and splashbacks shown on any plan, elevation, or 3D drawing are for display purposes only. None of these items will be supplied by Hostess Joinery Limited unless specified in the quote. This page is not part of the quote.

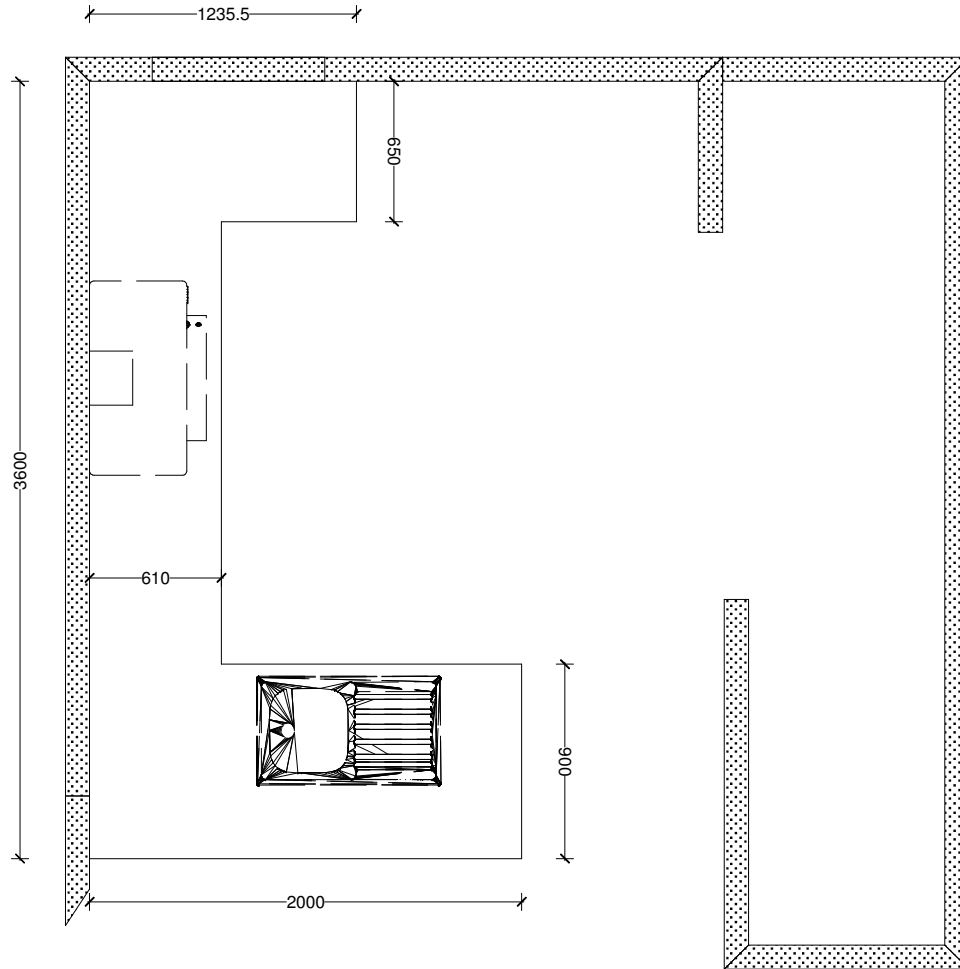
  <p>www.hostess.co.nz</p>	<p> Job No: 23348 Version: 1 Date: 02/03/2022 Not to scale </p>	<p> Iconic Construction Ltd Unit 8, Mary Street Hamilton Concept </p>	<p> Signed: _____ Date: _____ </p>	<p> Designer: Jessie Drawn: SS Sheet 2 of 5 </p>	<p> © Hostess Joinery Limited All drawings are Copyright and remain the property of Hostess Joinery Limited. All colours and textures in 3D renders are representative only and may not be accurate. </p>
---	--	---	---	--	---



All dimensions are subject to verification onsite and adjustments of up to 100mm will be made to fit the job site at the discretion of Hostess Joinery Limited. Changes of more than 100mm on any wall will require further consultation. All appliances, rangehoods, sinks, bowls, tapware, bins, and splashbacks shown on any plan, elevation, or 3D drawing are for display purposes only. None of these items will be supplied by Hostess Joinery Limited unless specified in the quote. This page is not part of the quote.

  www.hostess.co.nz	<p>Job No: 23348 Version: 1 Date: 02/03/2022 Not to scale</p>	<p>Iconic Construction Ltd Unit 8, Mary Street Hamilton Concept</p>	<p>Signed: _____ Date: _____</p>	<p>Designer: Jessie Drawn: SS Sheet 3 of 5</p>	<p>© Hostess Joinery Limited All drawings are Copyright and remain the property of Hostess Joinery Limited. All colours and textures in 3D renders are representative only and may not be accurate.</p>
---	--	--	---------------------------------------	--	--

KEY R10: 10mm radius edge X: Square Edge O: Acrylic Euro Edge □: Unfinished Edge



Bench Top Quote

Quote Price:

MATERIAL
(1st Option):

(2nd Option):

THICKNESS:

EDGE PROFILE:

BOWL TYPE:

BOWL BY HOSTESS: Y/N

BOWL CUTOUT: Y/N

WATERFALL ENDS: Y/N

HOB CUTOUT: Y/N

TAP HOLE CUTOUT: Y/N

AIR SWITCH: Y/N

TOP MOUNT / UNDERMOUNT

TEMPLATING REQ: Y/N

DELIVER TO SITE / HOSTESS

INSTALLATION REQ: Y/N

ACCESS REQUIREMENTS?

Benchtop Order

COLOUR:

THICKNESS:

BOWL:

TOP MOUNT / UNDERMOUNT

DRAINER: L / R

LARGE BOWL: L / R

HOB CUTOUT:

All dimensions are subject to verification onsite and adjustments of up to 100mm will be made to fit the job site at the discretion of Hostess Joinery Limited. Changes of more than 100mm on any wall will require further consultation. All appliances, rangehoods, sinks, bowls, tapware, bins, and splashbacks shown on any plan, elevation, or 3D drawing are for display purposes only. None of these items will be supplied by Hostess Joinery Limited unless specified in the quote. This page is not part of the quote.

Hostess
YOUR KITCHEN • OUR CRAFT

MJ NKBA
MEMBER SINCE 2018

www.hostess.co.nz

Job No: 23348

Version: 1

Date: 02/03/2022

Not to scale

Iconic Construction Ltd

Unit 8, Mary Street

Hamilton

Concept

Signed:

Date:

Designer: Jessie

Drawn: SS

Sheet 4 of 5

© Hostess Joinery Limited
All drawings are Copyright and remain the property of Hostess Joinery Limited. All colours and textures in 3D renders are representative only and may not be accurate.

Product Key

Note: Representations only, see drawing layout

Ⓐ Ⓑ Ⓒ Ⓓ Ⓔ Ⓕ Ⓖ Ⓗ Ⓘ ⓵ ⓶



Heritage Nebraska 800-10

Single Bowl with drainer
 Bowl Size: 340mm x 400mm x 180mm
 Length : 808mm
 Width : 508mm

Ⓐ




TWIN BINS 17L & 17L

Blum Wesco 2 x 17L

Length : 225mm
 Width : 304mm
 Height : 295mm

Ⓑ



600 Cutlery Insert



Product code : 556.62.627
 Suitable for 600mm drawers
 Width : 500-540mm

Ⓒ

HANDLES TBC

All dimensions are subject to verification onsite and adjustments of up to 100mm will be made to fit the job site at the discretion of Hostess Joinery Limited. Changes of more than 100mm on any wall will require further consultation. All appliances, rangehoods, sinks, bowls, tapware, bins, and splashbacks shown on any plan, elevation, or 3D drawing are for display purposes only. None of these items will be supplied by Hostess Joinery Limited unless specified in the quote. This page is not part of the quote.


  <p>www.hostess.co.nz</p>	<p>Job No: 23348 Version: 1 Date: 02/03/2022 Not to scale</p>	<p>Iconic Construction Ltd Unit 8, Mary Street Hamilton Concept</p>	<p>Signed: _____ Date: _____</p>	<p>Designer: Jessie Drawn: SS Sheet 5 of 5</p>	<p>© Hostess Joinery Limited All drawings are Copyright and remain the property of Hostess Joinery Limited. All colours and textures in 3D renders are representative only and may not be accurate.</p>
---	--	--	---	--	--



MICO BATHROOMS
ICONIC CONSTRUCTION
MARY STREET UNITS 4-8

mico.co.nz

mico



About Mico

Mico is New Zealand's leading plumbing, bathroom, heating and laundry specialist.

Bathrooms: ONLY THE BEST WILL DO

A bathroom may be one of the most functional areas of a home, but there's no reason it can't also be stylish and welcoming.

At Mico, our specialists understand that there's more to a bathroom than pipes and fittings and that the perfect bathroom will make a positive difference to your day, every single day.

Industry - LEADING INNOVATION

With more than 70 years of experience and over 60 branches around New Zealand, we have both the knowledge and the products to guide you through the process of crafting your dream bathroom. We offer industry-leading warranties on all our products and our focus on providing value for money is just part of what makes us one of the country's most respected and trusted bathroom suppliers.

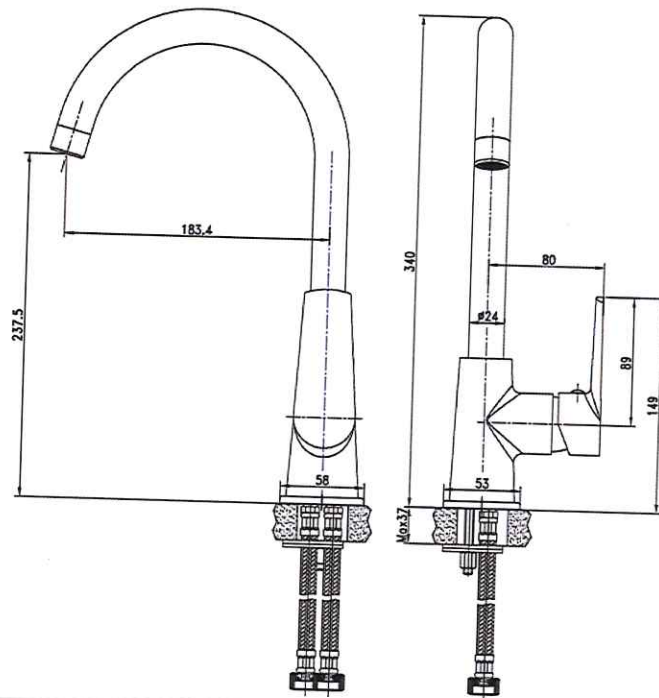


TAPWARE

Raymor Atlanta Sink Mixer

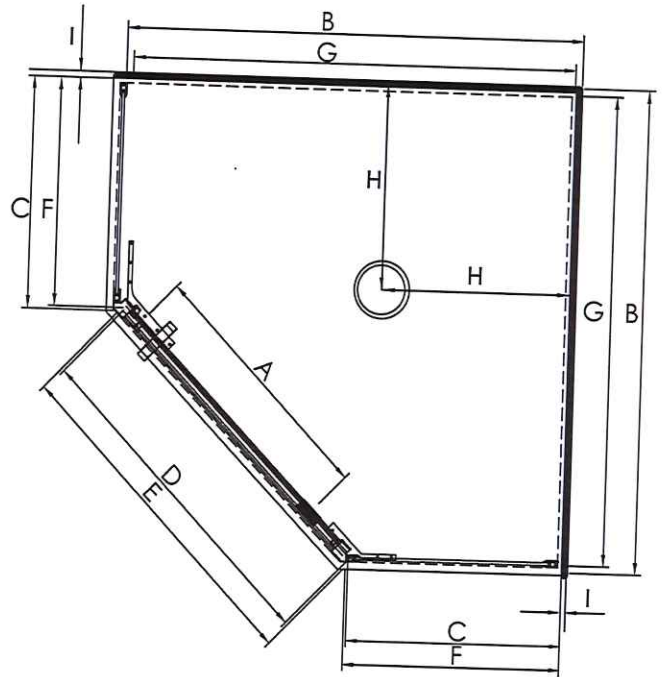
692837

Chrome finish, DR Solid brass, Hot & Cold etching, Mains Pressures, 35mm cartridge
Spout reach 183mm to centre of outlet, WELS 4* 7.0 lpm



mico design

AQUERO CORNER ANGLE SHOWERS



DESCRIPTION

The Aquero Angle Corner Showers can be purchased as a complete Shower cubicle including Acrylic Tray, Wall Liner and Door Pack.

The Door Pack and Tray can also be purchased as individual items for installation on a tiled floor and/or wall.

Door is reversible (flip to fit).

FEATURES

- Low profile tray with 40mm upstand
- 1950mm high glass
- Total OVERALL height 2020mm
- Magnetic strip on closing edge of door
- Pivot door in a modern 1 piece design with 6mm Safety Glass
- Removeable drip strip with gutter
- Polished quality metal chrome handle, inner & outer

LEGEND

Dimension	Description	Shower Size	
		1000mm	900mm
A	Door Opening	540mm	440mm
B	Outside Tray Dimension	1000mm	900mm
C	Return Panel Complete	466mm	435mm
D	Door Frame Overall	713mm	613mm
E	Tray Dimension Front	725mm	625mm
F	Tray Dimension Side	487mm	457mm
G	Shower Internal Dimension	970mm	870mm
H	Waste position	430mm	390mm
I	Thickness of Gib and Liner +/- 1.5mm	12.5mm	12.5mm

ORDERING CODES

Product Description	SKU Code	
	900mm	1000mm
Complete Cubicle White Flat Wall	S900AQNWFW	S1000AQNWFW
Complete Cubicle Silva Flat Wall	S900AQNSIFW	S1000AQNSIFW
Complete Cubicle Black Flat Wall	S900AQNBFW	S1000AQNBFW
Complete Cubicle White MOULDED Wall	S900AQNWHMW	S1000AQNWHMW
Complete Cubicle Silva MOULDED Wall	S900AQNSIMW	S1000AQNSIMW
Complete Cubicle Black MOULDED Wall	S900AQNBMLW	S1000AQNBMLW
Tray Only Centre Waste White	TFS900ANGCW	TFS1000ANGCW
Liner Only Flat Wall 1950mm High White	LB9X9FW2S195	LB1X1FW2S195
Liner Only Moulded Wall 1950mm High White	LB9X9MW2S195	LB1X1MW2S195
Door Pack Complete 1950mm High White	DA900WH195SYMP	DA1000WH195SYMP
Door Pack Complete 1950mm High Silva	DA900SI195SYMP	DA1000SI195SYMP
Door Pack Complete 1950mm High Black	DA900BL195SYMP	DA1000BL195SYMP

WARRANTY INFORMATION

All bathroomware products supplied by Fibre Systems carry our Quality Assurance and Product Warranty. We use the highest quality materials available and manufacture these in accordance with New Zealand specifications and requirements to ensure that all products are fit for the intended purpose for which they are designed. Our customers peace of mind is of paramount importance to us.

Warranty Periods

Showers	10 years
Drop In baths	10 years
Shower Screens and Doors	10 years
Black Coating on Framework	5 years
Freestanding Baths	5 years
Dezine Range Showers	5 years
Accessories	2 years



Warranty Exclusions

The product must be installed according to the instructions supplied.

The water supply temperature applied to the product must not exceed 55 degrees Celsius.

Commercial applications (where products are installed in a building where occupancy is via a commercial arrangement i.e. rental property, hotel, hostel etc.) are restricted to a 2 year warranty on all products.

CLEANING AND MAINTENANCE

Bathroom products are used often and the following is our suggestion on how to clean and care for them.

Shower Wall

We use Durosan premium quality sanitaryware grade Acrylic. It is, by design, very robust and chemical resistant. A soft damp cloth with non-abrasive cleaners should be used. Use only non-abrasive cleaners that are recommended for acrylic products.

Shower Tray and Bath

We manufacture our Shower Trays and Baths using a Solid Acrylic Surface. Most other shower trays are manufactured using a veneer acrylic surface. The great advantage is that small scratches can be removed easily by using fine cutting compound. Again, the same basic cleaning methods as the wall are recommended.

Shower Doors and Glass

All glass is compliant to AS/NZS 2208. We suggest that the glass surfaces are wiped down or squeegeed following use to remove excess water. For best results use a trusted glass cleaner.

Metal Framework

Should be cleaned using a soft damp cloth with non-abrasive cleaner. Note that on round showers, the bottom rollers are easy release for ease of cleaning. If chemical spray cleaners are used, avoid direct contact with the rollers and guides and ensure the shower is rinsed off to avoid residue build up.

Weather Seals and Drip Strips

Can be removed if required for cleaning, and can be replaced when they no longer look their best. Refer to the spare parts and accessories section of our website for more details.

Note - If the Glass has been treated follow specific cleaning instructions from the system provider.

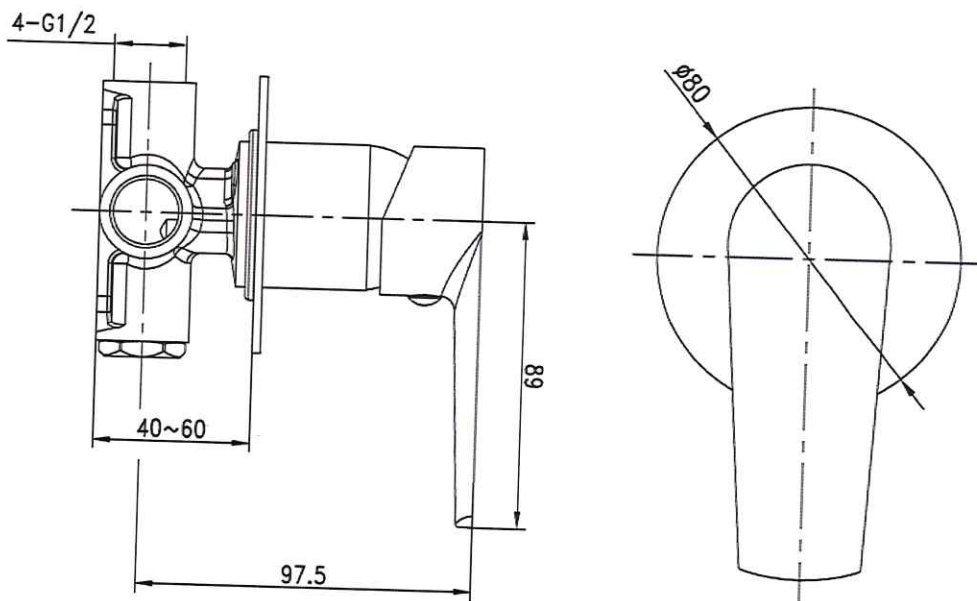
In accordance with our continuous product development programs, Fibre Systems sizes and specifications outlined in these specifications are subject to change without notice. Information detailed in this technical sheet represents the actual product available at the time of printing this sheet. For the latest version of this technical sheet please visit www.symphonyshowers.co.nz or contact your nearest stockist to confirm any questions prior to purchase.

TAPWARE

Raymor Atlanta Shower Mixer

692836

Chrome finish, DR Solid brass, Hot & Cold etching, 135mm face plate, Mains Pressures



mico design

BATHROOM

Dawson 3 Function Round Slide Shower Adjustable Rail Chrome

728412

Adjustable mounting points for easy retrofit, Low maintenance, Robust chrome finish,
Mains only, WELS 3-star rated, 8.5L/min Flow Rate



mico design

Sharp

vcbc

Description

Sharp 700 Wall-Hung Vanity, 1 Drawer, White / Melamine

Product Code


SH70DWH / M



Features

- Dimensions - W 700mm x H 475mm x D 475mm
- Paint - The paint used on our products is polyurethane or UV based. It is five times harder and more durable than lacquer finishes. White only.
- Timber effect (Melamine) - Our woodgrain melamine is a low pressure laminate. Colours available are Nordic Ash, Manhattan Elm, Southern Oak, French Oak, Driftwood or Charred Oak.
- Available with Silver Aluminium Rail, Black Aluminium Rail or Semi Handle (H2)*
- Soft-close drawers.
- Includes a top and cabinet.
- Excludes tapware & accessories.

PAINT / MELAMINE FINISHES*



White Paint



Nordic Ash



Driftwood



French Oak
Wilderness



Manhattan
Elm



Southern Oak
Wilderness



Charred Oak

Notes

*Additional cost for Semi Handle option.
Please see reverse for technical drawings.

**BATH/
CO/**

BATHCO.CO.NZ
info@smail.co.nz
July 2018

CHRISTCHURCH
86 Wigram Road, Wigram
+64 3 343 0969

AUCKLAND
4-8 Ace Place, Kingsland
+64 9 309 9109

Description

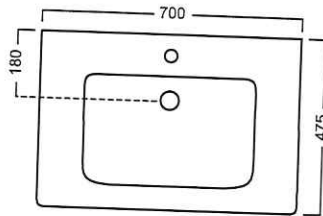
Sharp 700 Wall-Hung Vanity, 1 Drawer, White / Melamine

Product Code

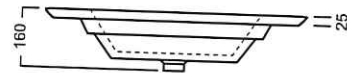
SH70DWH / M

Technical Drawings

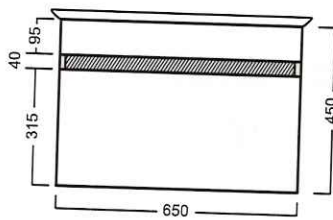
Top



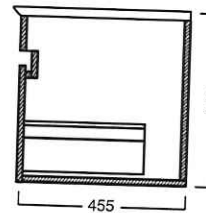
Back



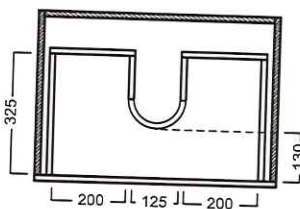
Front



Side Section



Top Section



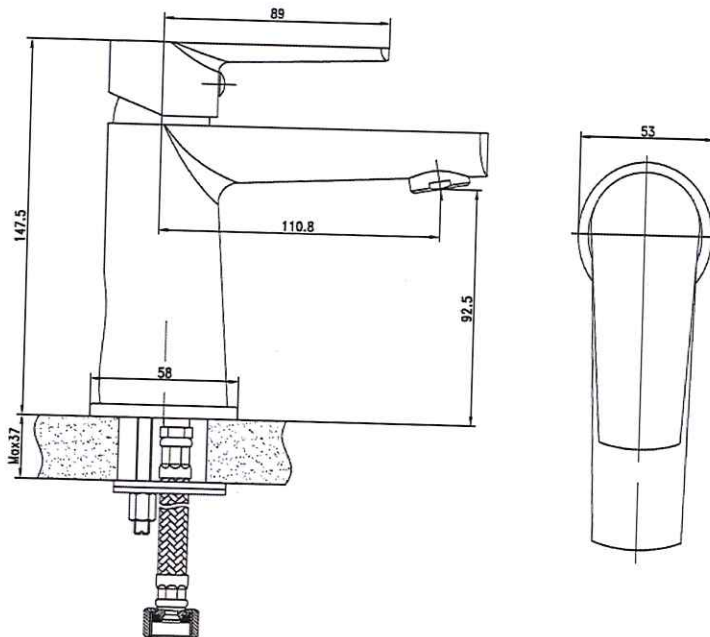
Notes

Sizes approximate. All drawings in millimeters. Drawings not to scale.
Drawing indicates the technical measurement only and is not a reflection of how the unit will look.

TAPWARE

Raymor Atlanta Basin Mixer 692835

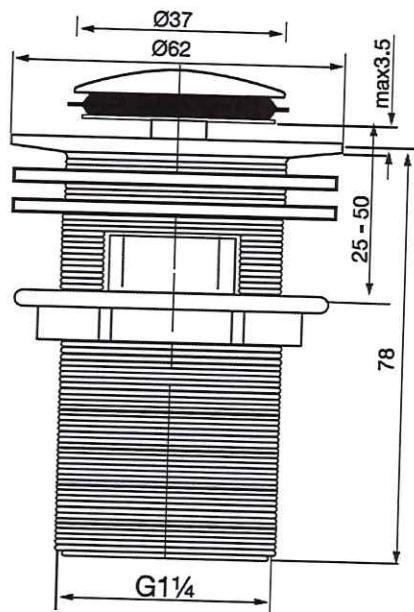

Chrome finish, DR Solid brass, Hot & Cold etching, Spout reach 110mm to centre of outlet
35mm cartridge, Handle Zinc Die Cast, Mains Pressures, WELS 4* 7.0 lpm (Mains), Bench thickness 37mm



mico design

WASTES & TRAPS

Pop-Up Waste With Overflow 32mm
636725
Choice of flush or domed plug included



mico



BATHROOMWARE
FOR REAL KIWIS
Raymor

ATLANTA II TOILET SUITE

The Atlanta range has European style, that will add an air of sophistication to your bathroom. On trend with soft edging, this range enhances the look of any bathroom. Atlanta's fresh design not only makes it appealing to look at but also very easy to clean with new rimless pan technology.

ATLANTA II STANDARD SEAT
(7)741380



ATLANTA II SLIM SEAT
(7)741381

FEATURES

- Full vitreous china back to wall suit featuring a rimless pan and dual flush cistern
- Soft close and quick release toilet seat
- WDI inlet valve
- WELS 4 ★ rated 3.5L per average flush
- Back entry - options for left and right bottom entry

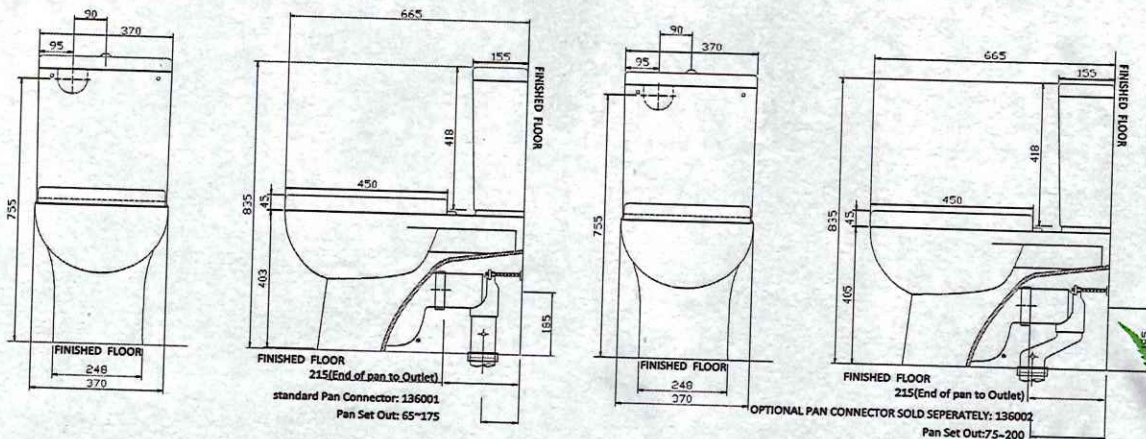
S Trap set out 65 – 175mm

P Trap set out 185mm

Vario trap available separately

160mm – 270mm (7)706626

SPECIFICATION



WASTES, TAPWARE AND ACCESSORIES NOT INCLUDED



www.placemakers.co.nz

mico

The bathroom specialist

www.mico.co.nz



BATHROOM

Boston II Toilet Roll Holder Chrome

729014

Solid brass construction, Easy to install, Fixing kit included, Bright chrome finish

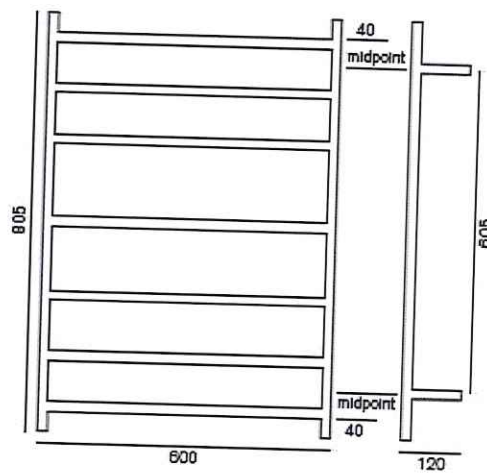


mico design

TOWEL RAIL

R-Series Round 7 Rail 620194

Dimensions: W 600mm x H 805mm x D122mm
 Modern minimalist design, IP45 rating for use in Zone 1 - able to be positioned almost anywhere in the bathroom,
 AS/NZS 60335 compliant, Dual wiring: power connection available on left or right



Model	Code	Finish	IP Rating	Rails	Height	Width	Depth	Width Centres	Vertical Centres	Watts	Concealed Wire	Dual Wire
R805	(7)620194	S/S	IP45	7	805	600	120	570	605	88	Yes	Yes

mico design

HOT WATER

Hot Water Cylinder Mains Pressure Vitreous Enamel 180L 3kW
508304

Vitreous enamel lined cylinder, Suitable for all water pressures, Surpasses MEPS energy performance standards, Water connection inlet/outlet: RP 3/4 or 200mm, T&PR connection RP 1/2 or 15mm, Minimum and maximum thermostat setting of 60 deg C and 70 deg C, respectively, Max working pressure of 1000kPa



mico design

ACCESSORIES

Cylinder Tray Square

508510

Hot Water Cylinder Tray 540, 540mm x 540mm O/Diameter



mico design
